

FenderTalk

Official Publication of the Central Texas Region-Antique Automobile Club of America

Vol. 10, No. 01 *"Road Relics"* January 2026

FEATURES

Texas Tour

5 Monthly Update

By Wayne Heikkila, Co-Chair

In Loving Memory

6 Chuck Crane

By June Peterson via Facebook

Member's Projects

7 1940 Buick – Improving the Lights

By Wayne Heikkila

Upcoming Events

9 Trophy Factory Mini-Tour

By Rich Bassemir

Car Community

11 Sayings From the Old Car Hobby

By James Bartlett



LEIF ALLRED



TOUR TEXAS.COM



RICH BASSEMER

DEPARTMENTS

- | | |
|-----------------------------|-------------------------|
| 2 Steering Column | 15 Membership |
| 3 Secretary's Report | 16 National News |
| 13 Around Town | 17 Calendar |
| 14 DJ's CarSense® | 18 Classifieds |



LEIF ALLRED



The Steering Column

Looking forward to a big year!! Our club has many activities on the 2026 slate:

- ☐ The monthly meetings
- ☐ April Pate weekend, always a fun time. Remember to pack for a wide range of weather – frigid, warm, blustery, rain . . . we have experienced all types over the years!
- ☐ The Texas Tour in Waco – for which there are a variety of preparation activities to enjoy – trophy production day, silent auction donations/packaging, AND (very importantly) make ready your vehicle to tour for 3 days.

Other annual activities include the ice cream social, the fall season Belmont Village Sidewalk Party, and our end-of-the-year Christmas party and awards ceremony. Speaking personally, I am looking forward to passing along the Club Screw-up Trophy!

And if I can dare to suggest a New Years resolution for each of you . . . please to continue to recruit and welcome new members to the AACA club. Club membership renewal is key to the strength of our organization.

Sending wishes for a happy, healthy New Year to each and every one of you.

Sincerely,

Joe Peter, President CTR-AACA



The Antique Automobile Club of America is a non-profit organization dedicated to the preservation, restoration and maintenance of automobiles and automotive history.

www.aaca.org



Road Relics is the Central Texas Region of The Antique Automobile Club of America. <https://centraltexas.aaca.com/>

FenderTalk

FenderTalk is the official monthly publication of The Road Relics and is distributed to all members in good standing. Editor: Leif Allred

FenderTalk@outlook.com



@centraltexasrr

©2026 Central Texas Region AACA
Opinions expressed by authors who contribute to FenderTalk are their own and do not necessarily reflect the official policy of AACA. The AACA and Road Relics logos and content may not be used without the club's written permission.

Secretary's Report

Minutes of Road Relics Annual Meeting

December 7, 2025 – Milano Café

By Leif Allred

Party Members and guests were welcomed with live music, cash bar, and appetizers. Jim Rankin gave the invocation and those in attendance recited the Pledge of Allegiance in remembrance of the Attack on Pearl Harbor as this event was held on its 84th anniversary.



Meeting Following a great dinner at Milano Café, President Joe Peter conducted the annual meeting of the Road Relics.

Incoming Officers and Board The 2026 slate of Officers and Directors were inherently installed: President – Joe Peter, Vice President – Bob Ross, Treasurer – Jeremy Cameron, Secretary – Leif Allred, Directors – John Anderson, Rich Bassemir, Price, Wendell Bell (Appointed), DJ Stamp (Pate Representative 2025-2026); Greg Herbert (Past President), Pate Alternate – Gary Baker (2026-2027)

Annual Awards

Technical Achievement Award – Recognizes the member who made the most significant contribution during the year, to the hobby and to our club, in terms

of a car restoration by the owner. Wayne Heikkila is recognized for the work he has done on the 1940 Buick and as documented thoroughly in *FenderTalk*.



Preservation Award – Recognizes the member who made the most significant contribution during the year to the hobby in terms of preservation of a fine original collector car or older restoration. Rich Bassemir is awarded for learning to do body work, researching the convertible top, and many 1935 Ford fuel-related restorations.



Speir Memorial Participation Award – Leif Allred



Secretary's Report

Screw Up Award – Recognizes the most unfortunate antique auto related event, mishap, or faux pas of the year that the club wishes to remember in good humor.
... Joe Peter awards himself this great honor



"You're a Star With Us" Awards – Recognizes creativity, initiative, energy, or just hyper-activeness in general that significantly benefits the Central Texas Region of Antique Automobile Club of America.

Wendell Bell



Greg Herbert



DJ Stamp – not present

Letter From the Editor



You're going to see a lot of Texas Tour information as the planning and activity increases as the deadlines grow closer. It will be upon us faster than you think. Here's a potential logo for the T-Shirts and dash plaques. The iconic Waco Suspension Bridge opened in 1870. Initially a toll bridge, it became free in 1889 and was eventually closed to vehicle traffic in 1971 to preserve it. Waco was the home of the first Texas Tour thus the "turning back the clock" theme and "where it all started" slogan. Prominently placed is a 1940 Buick and its dashboard clock. The volunteers to make Texas Tour successful have been working diligently and need your help.

Leif

Texas Tour

Monthly Update

by Wayne Heikkila

Good evening, everyone. This is a little update from the Texas Tour Planning Committee. We have made some great progress. As most of you know, our 72nd tour will start in Waco and the team has been working diligently to put this together. We have four major stops during the tour:

- 1) Homestead Heritage – Made up of a craft village, quilt barn, market, gristmill and other shops and restaurants.
- 2) Hillsboro – We will visit Roadside America Museum, a trip through travel history. There are other things to see and do as well.
- 3) The City of West. They have museums, shopping and plenty of restaurants to chose from.
- 4) JEA Speed Cave Racing Museum – This place has a huge porcelain sign collection. It is a snapshot of time of racing and car culture in the Waco area.

We have driven the routes and are in the final stage with this. Our team has also developed the tour logo with the board's approval. We have moved on to getting bids for tee shirts and plaques and have another team designing and producing our trophies. This will be major project as we may need up to 40 trophies. We are thinking of putting a workshop together to help move this along.

There are many more items that need to be done and we also need more volunteers to join the effort. The tour will be here before we know it. If you would like to join, please contact Wendell Bell or myself. Our team would enjoy the company.

Thanks,
Wayne



<https://www.homesteadheritage.com/>



<http://roadsideamericatx.com/>



<https://www.cityofwest.com/>



JEA Speed Cave Racing Museum
528 followers • 40 following

In Loving Memory

Chuck Crane

by June Peterson, via Facebook

It is with extreme sadness that I must make this post. I am just now opening cards of condolences and it has hit me that I should make some sort of announcement. The love of my life, the everything to me, my whole world has passed. Chuck Crane died on December 12, 2025 of a severe stroke. He is extremely missed by all of our friends and it seems that I can't make a move without someone telling me how wonderful he was to them.

Chuck was born on June 1, 1946 in Michigan. Was awarded a Masters degree in Mechanical Engineering from University of Michigan. He worked all of his early life in the US Air Force (retiring as a Lt Col) and at Shell Oil Company (retiring as CIO). We started a gift store in 2000 as a way for me to participate in antique car shows by selling vintage hats and clothing. He has been active his entire life in participating in antique car events and served on the board of the AACA (Antique Automobile Club of America) for 14 years . . . achieving the position as President. He has been active in the Lions Club for 25 years.

Chuck leaves behind 2 children: Lindsey Looper and Kyle Crane as well as his ex-wife, Lois Crane, and also only sister, Phyllis Hill of Michigan. This is a long post and I do apologize, but didn't know any way to make it more simple for such a wonderful man . . . my husband, my best friend.

This last photo taken (by Mike Mucci) of Chuck is where he is having much fun at his antique car club Christmas party.



**Chuck Crane – AACA President in 2018
2025 AACA National Awards Committee**



Member's Projects

1940 Buick – Improving the Lights

by Wayne Heikkila

Good evening. I started this post after coming in from driving the Buick at night. My driver's side headlight shines on the pavement and the passenger side shines in the trees. I hate to say this doesn't help on a dark road. Time to improve my lighting.




I have several things I want to do on my list: adjust my headlights and install two relays to power the headlights. This will reduce the power going through the switch and give more power to the headlights. Then I want to replace some of my bulbs with LED's.

Let's start by adjusting the headlights. I backed the Buick just outside the garage, closed the door and put a level from the center of the headlight to the door. I then drew a cross and did the same thing on the other side and measured back 25 feet and laid a board down. I backed the Buick up till the front bumper was even with the board and waited for dark. I started the Buick and upped the idle and adjusted both headlights until they were in the lower right corner of the cross. Believe me, doing this makes a big difference!

Next, I started changing the bulbs out with the new LEDs. Now, this has created a problem. With no load on your turn signal flasher, it doesn't work and you have to purchase a 6-volt electronic flasher or you can buy other required items and wire them in. I went with the new flasher so the turn signals still work.

The last job is installing the relays. I purchased two JD2912 6-volt relays that have four contacts: Ground, power in, signal in, and signal out. Why two relays? One for low beams and one for high beams.




I started by cutting a 8-inch by 3-and-a-half-inch piece of metal to mount the relays on. Next, I laid out my wiring using 10 Gauge wire from the battery to feed the relays and →

Member's Projects

→ 12 gauge to run to the headlight bars under the hood. After confirming the lengths, I cut all my wire and proceeded to crimp and solder all my connections.

Next, I assembled the relays and tested them before I started to install it on the Buick. After I completed the installation, I couldn't wait to check them out. I pulled the headlight switch and nothing. Total darkness. I clicked the high beams and the lights came on. Back to the low beams. Nothing!



It took me a while before I realized my 6-volt test light wasn't working. Once I fixed it, I quickly found that one of the new relays had

quit working so I ended up ordering a couple of new relays.

Now, for the answer most of you are looking for: How much did this help? I tested the voltage at the headlight bars without the vehicle running and before adding the relays. I had 4.9 volts (I didn't check the voltage with the vehicle running before adding relays). After the installation and without the vehicle running, I got 5.6 volts and 6.6 volts with it running. What I can say? They are a lot brighter than they had been and it was worth all of the trouble.

One last thing: When looking over your wiring, check your butt connectors as half of my connectors came apart with a simple tug. This also added to the time to install the relays.

The Buick is now ready for our next tour – even for when the sun goes down.



Upcoming Activities

Trophy Factory Mini-Tour

by Rich Bassemir

The plans for the May 2026 Texas Tour are falling into place nicely. One of those work items is the need for trophies that will be awarded after car judging takes place. It is estimated a total of 40 trophies will be needed for the various car awards. Now, we could go out and purchase shiny new polished trophies but what fun is that? Alternatively, the club could make the trophies out of old car parts. I volunteered to experiment to see if this option was possible.

I spent an afternoon and created 8, what I would call "prototype" trophies. Some are pictured below. Each one is different and very unique. It was actually quite fun to look at the box of parts and think about how it could be transformed into a trophy. In recent mornings, as I lay in bed, more trophy ideas unfolded. I needed more parts! So, I went to the Belton Auto Swap and strolled around looking in those boxes of trash and made some great deals.



timing chain
hubcap



Yes, sir, you
will need a
new engine
rebuild

Besides the old car parts I have laying around, I made a trip to see Gary Baker and we strolled through a treasure of old car parts in his shop. We found some great goodies: Valves, timing chain, banged up pistons, gears, cam shafts, and other "useless" parts. Many were rusty and banged up but all of them could be made into a story.

I would like invite the club to join me to my shop on **Saturday, January 24 (meet at Daylight Donuts in Jarrell at 9:00am)** to have a day of fun and comradery as we make trophies.. In my shop we have all the tools we need: wood and metal saws, grinders, oxy-acetelene torch, wire brushes, air compressor tools, as well as an array of car "stuff". →

Upcoming Activities

→ Create a trophy of your own design or help build and paint the bases for the artwork. If you are not feeling creative, pick a design from a list of possible trophies, or work on some light polishing of a trophy or be that extra set of hands to help someone else. Or just come to chat and laugh.

You can bring a box of car stuff you no longer need – just be aware the bases are only 4x4 so we are limited in how big a part would

be suitable. Leave that old rusty muffler at home. Old gears are fun to work with as well as any old dashboard instruments (they don't have to be working). Don't throw out that old oil can or the empty WD-40 can as we might be able to incorporate that into a treasured trophy. Creating these trophies is a lot of fun and a great way to repurposed some of our old "junk". Each trophy will get a plaque on it for the class of car it is judged. I hope you will be able to join a Trophy Build day in January.



Car Community

Sayings from the Old Car Hobby – “Would You Believe This?”

by James Bartlett

This edition of Great Sayings features three price-related sore points that I’ve run into with regret, thanks to my obsession with and love for cars, both new and old.



1) **“I would have sold you my car . . . ”** In roughly 2003, my wife’s mid-1980s Mercury Sable station wagon was getting long in the tooth but mid-sized wagons were rapidly being replaced by SUVs. After research, I identified the BMW 5-Series as a candidate. We found a white ’99 wagon at a BMW dealership, test-drove it and liked it. But when I asked the price, the salesman said, “New, it was \$55,000.” When I said it wasn’t new anymore, rather than setting a price, he said, “What are you willing to pay?” Rather than play that game, and

anticipating the hours it would take, we left. Looking online I found another one, in red, BMW certified, 30,000 miles, located in Atlanta, for \$23,000. I bought it sight unseen, flew out and drove it home. Weeks later the original BMW salesman called and asked if we were still interested in the white wagon. When I told him about our purchase, he said “I would have sold you my car for that.” My answer was, “Maybe, but it wasn’t just worth the time and effort required to get you down to a realistic price.” By the way, it was great blasting a then-current BMW down the Interstate, from Atlanta to Houston in 9 hours. Regarding online sales, I’ve now bought two family cars, my dually pickup, my enclosed car trailer, my ’29 Packard and my ’66 Buick Riviera sight unseen, online.

2) **“I would have paid you that . . . ”** After owning my Duesenberg (pictured) 9 years and thinking about approaching retirement, I decided to sell the car. I offered it to a wealthy local collector at what I felt was a fair price for a car with a replica body on an authentic chassis:



Car Community

→ \$650,000. He didn't bite. I even offered it more than once. Finally, I engaged a marketer and, after a few months, the car sold for \$800,000. Just weeks later, out of the blue, the local guy called to ask if I still had the car. When I said it was gone, he asked what I got for it. I told him, and he said "I would have paid you that in a minute." I just thought, "Sure you would have." He then asked me to keep my eyes open for another Duesenberg. I soon spotted one, told him about it, and he bought it at auction sight unseen for \$650,000. For that, he got an older aging restoration, also a replica body but this one on a questionable chassis, in uncertain mechanical condition after nearly 40 years in storage, with a poor color combination. That, after passing up my car that had received a recent mechanical restoration, had sparkling 97-point cosmetics, and had earned a second place in the tough Annual Duesenberg Reunion judging in Indiana. Sometimes, it seems that people are determined to screw themselves.

3) **"I would have paid you more . . ."** This

one was said by me, to one of America's most famous car museums. I had contacted them inquiring about buying a 1925 Locomobile (pictured) that I really liked, since they had two of them, and I knew that they were about to receive the donation of a third. It took several efforts to even get a response, which, when it arrived was rather huffy: "We don't sell our cars." So, I bought my current '25 instead from another museum. A few months later, the first museum released the car I wanted for public sale through a dealer, who offered it at a bargain – make that a steal – price. I could have bought it, but already had a fortune tied up in two Locomobiles – one of which was already undergoing reupholstery. I definitely would have paid the museum more – in fact, I would have paid double what they received. They didn't even contact me.

Again, people screwing themselves, and in this case me as well. I also suspect that the collector who had originally donated the car to the museum never thought they would sell it.



Around Town

Pistons on the Square

Georgetown, TX – December 20, 2025

By Leif Allred

Should I? Yes, just bring it. But be early. As were Greg Herbert, Wayne Heikkila, Trevor Cole and Linda Watts, and Leif Allred.



DJ's CarSense®

An Automotive Outlet for Outstanding Observations

by DJ Stamp


Cadillac Henry Leland, the founder of both the Cadillac and Lincoln car brands. Pictured here with his 1905 Cadillac "Osceola" the first fully enclosed car built by Cadillac. It was an all wood 2-door vehicle



Duesenberg SSJ Speedsters The only two Duesenberg SSJ Speedsters built . . . one for actor Gary Cooper and one for actor Clark Gable



Pipe Wrench Legs



Porsche Junior 108 Tractor The Porsche tractor uses a diesel engine with a capacity of 822cc. It is surprising to see that the tractor has the ability to produce a maximum power of 15 HP at 2250 rpm. This machine uses an engine that has a Bosch diesel injection alongside a 6-speed transmission.



HOTCARS.COM

Membership

Mini-Tours

One of the most rewarding activities in old cars is parading around town as a group on a mini-tour. Now is the time to sign up and fill the 2026 calendar with excursions. Please let John Robertson know which month you wish to coordinate a tour. Karl and Jeanne Frank have a paper map whereupon they highlight the obscure back roads they've explored. Let's help them fill it up.



Renewal Time

National AACA dues are \$45 and our local Central Texas Region AACA dues are \$20 (requires national membership). For any questions, please contact membership chair, Wayne Heikkila at (512) 740-4212 or wayneheikkila@gmail.com.



Pay by Mail:

1) \$45 payable to AACA

2) \$20 payable to CTR-AACA

Wayne Heikkila

220 Jena Lane

Lumberton, TX 77657

Club Gear

Vests	\$18
Club Shirts	\$15
Rain Ponchos	\$15
Ball Caps	\$15
Texas Flag Badge	\$2
CTR Window Sticker	\$1
2017/2019 FDCS T-Shirts	\$Offer

Greg Herbert: gdherbert@aol.com



Leaders

President

Joe Peter

Vice President

Bob Ross

Treasurer

Jeremy Cameron

Secretary

Leif Allred

Directors

John Anderson

Rich Bassemir

Paul Price

Greg Herbert (Past Pres)

DJ Stamp (Pate Rep)

Wendell Bell

Membership Chair

Wayne Heikkila

Sunshine Chair

Ronnie Burt

Programs Chair

DJ Stamp

Mini-Tour Chair

John Robertson

Club Gear

Greg Herbert

Webmaster

Rich Bassemir

National News

National News, Notifications, and Nudges



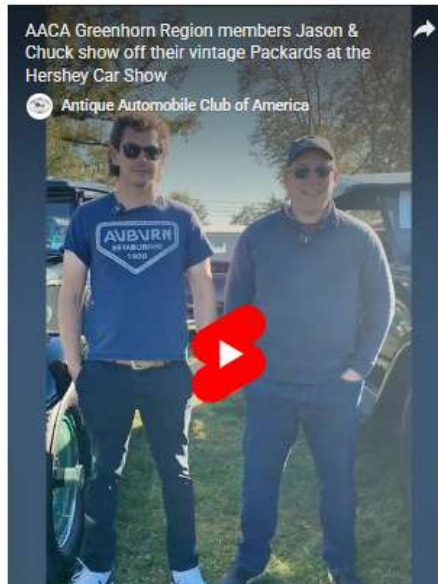
As Reported from AACA emails, Antique Automobile Magazine, Website, and Mailings

AACA Member Spotlight

Welcome to "Member Spotlights," our social series that shines a light on the amazing people who make up the AACA community! Each video features members sharing their love for antique automobiles—from how they got started to favorite memories with the club, to the cars they proudly restore, show, and drive.

Some members compete, others collect, and many just love talking about the history and beauty of these classic machines. No matter their story, every spotlight gives you a peek into the passion, personality, and pride that fuel AACA.

Want to join the fun? **Become a member of AACA today** and start being part of something truly great—a nationwide community that celebrates the joy of antique automobiles and the people who keep their stories alive.



<https://aaca.org/aaca-member-spotlight/>

Calendar

January 13, 2026 7:00pm (earlier for food)
MONTHLY MEETING
Catfish Parlour South 4705 E Ben White Blvd

January 24, 2026 9:00am (See page 9)
TROPHY FACTORY MINI-TOUR
Meet at Daylight Donuts in Jarrell
531 Town Center Blvd, Jarrell, TX 76537

February 5-7, 2026
ANNUAL CONVENTION / NATIONAL AWARDS
Chantilly, VA 717-534-1910

February 28, 2026 8:00am-1:00pm
STEPHANIE NICHOLS' 15TH ANNUAL
CAR AND PLANE SHOW
Georgetown Airport

March 19-21, 2026
SPECIAL NATIONALS
Guaynago, Puerto Rico

April 17, 2026
NEW BRAUNFELS SWAP MEET
New Braunfels, TX

April 23-26, 2026
PATE SWAP MEET
Texas Motor Speedway, Fort Worth, TX
<https://www.pateswapmeet.com/>

May 21-23, 2026
72nd ANNUAL TEXAS TOUR
Waco, TX
Hosted by Central Texas Region AACA (us)

72nd Annual Texas Tour

The Central Texas Region-AACA is pleased to host the 72nd Texas Tour, May 21-23, 2026 in Waco, TX – headquartered at Hilton Waco Hotel. Link for Hotel Reservations: <https://www.hilton.com/en/attend-my-event/actwhhf-aaca-7991ccba-9d17-44f2-acbc-fc36bab22f50/>

Use this link to complete your reservation to receive the discounted rates listed below which includes a full hot breakfast buffet in the restaurant each morning and are good until April 19, 2026.

- King Bed with Sofa Deluxe Room (2 guests)
Rate \$149 plus 3.6% TPID fee = \$154.37
- Two Queen Beds Deluxe Room (2 guests)
Rate \$149 plus 3.6% TPID fee = \$154.37

If you have any questions or need additional assistance with hotel reservations, please contact:
Greg Herbert, Registrar Wendell Bell, Chairman
TexasTourAACA@aol.com wbell22@hotmail.com
(512) 923-1505 (Cell) (512) 694-9803 (Cell)

<https://www.texastour.co/>

Silent Auction

During Texas Tour 2026, a silent auction will be presented to raise funds for the tour and/or a charitable contribution. Please donate meaningful items to make the silent auction successful and fun with competitive bids. Please use the donation form below to identify your item, donor information, the estimated value, recommended starting bid (typically 35% the value), and what should be done with it in the unlikely case it does not sell.

Texas Tour Silent Auction – Donation Form

Description of Item being donated:

Donors Name and Contact Number:

Estimated Value: _____

Recommended Initial Bid: _____

Should item not sell desired disposition:

Classified Ads

1958 Apache 3200 Restomod (469) 216-0524

"My cousins husband recently passed away and she is trying to sell his old truck. The link below takes you to a write up with photos describing the truck." --John Robertson

Offered for sale is a beautifully built 1958 Chevy 3200 Pickup, completed as a frame-off restomod with extensive professional work throughout. This truck blends classic styling with modern performance, comfort, and reliability, making it an excellent driver and cruiser.

https://sites.google.com/view/1958apache3200/home?fbclid=IwY2xjawPCWh5leHRuA2FlbQlzMABicmlkETEyeXpKUTZaVGQwaVl0VjdTc3J0YwZhcHBfaWQQMjlyMDM5MTc4ODlwMDg5MgABHiFkAIM3p_N4xO8NKS9CzCYsFeq1iwSvDd6qgfeSOn8crjXVMgupL8zztg0y_aem_zlphkfUONTk6OPQaXWWu6w



FREE TIRES to good home

Size: 6.50 x 16

My new tires came in and I have them installed. Someone in the club asked for my old tires but I don't remember who it was (it was quite a while ago). They are good tires for rollers.

Wayne Heikkila

(512) 740-4212 wayneheikkila@gmail.com.



GM Starter

Duralast DL36275
block/offset pattern.
Installed once and removed.

\$50 OBO

Leif Allred

512-350-3825

ac-n-a@outlook.com



1956 Cadillac Keys:

Blanks and Trunk
Vintage US Flag keychain
included.

Free to good home. Shipping
and Handling may apply.

FenderTalk@outlook.com

Phone: 512-350-3825