

# FenderTalk

Official Publication of the Central Texas Region-Antique Automobile Club of America

Vol. 10, No. 02 *"Road Relics"* February 2026

## FEATURES

### Past Activities

#### **4** Trophy Factory Mini-Tour

*By Rich Bassemir*

### Museums

#### **6** NFL's Most Significant Automobile

*By Wendell Bell*

### Member Projects

#### **8** No Wipers on the Buick!

*By Wayne Heikkila*

### Road Trips

#### **9** Exploring Cleburne, TX

*By DJ Stamp*

### Tech Tips

#### **10** Don't Get Hot – Use What You Got

*By James Bartlett*

## DEPARTMENTS

- |                             |                         |
|-----------------------------|-------------------------|
| <b>2</b> Steering Column    | <b>13</b> Membership    |
| <b>3</b> Secretary's Report | <b>14</b> National News |
| <b>11</b> Around Town       | <b>15</b> Calendar      |
| <b>12</b> DJ's CarSense®    | <b>16</b> Classifieds   |



LEIF ALLRED



WENDELL BELL



DJ STAMP



LEIF ALLRED



# *The Steering Column*

Well, football season is quickly coming to an end. The quarterback for the Patriots will be the second youngest quarterback to play in the Super Bowl. He was 12 years old when the Sea Hawks and Patriots last played each other in the Super Bowl and he was in attendance.

So, with the season coming to an end, we should all find time for a nice Sunday afternoon drive in our classics. Of course that's once the weather turns in our favor.

Yes, it's time to turn your attention to preparing your cars for another season of driving. Call another car club buddy and get together for some car preparation and fellowship.

Speaking of fellowship, Wendell and I fared the weather on Saturday and ventured out to Rich's for a little trophy making. A tremendous amount of creativity from both Rich and Leif is exhibited in the trophies. Well done!

Happy Motoring!

**Joe Peter, President CTR-AACA**



The Antique Automobile Club of America is a non-profit organization dedicated to the preservation, restoration and maintenance of automobiles and automotive history.

[www.aaca.org](http://www.aaca.org)



Road Relics is the Central Texas Region of The Antique Automobile Club of America. <https://centraltexas.aaca.com/>

## *FenderTalk*

FenderTalk is the official monthly publication of The Road Relics and is distributed to all members in good standing. Editor: Leif Allred

[FenderTalk@outlook.com](mailto:FenderTalk@outlook.com)



@centraltexasrr

©2026 Central Texas Region AACA  
Opinions expressed by authors who contribute to FenderTalk are their own and do not necessarily reflect the official policy of AACA. The AACA and Road Relics logos and content may not be used without the club's written permission.

# Secretary's Report

## Minutes of Road Relics Annual Meeting January 13, 2026 – Catfish Parlour

*By Leif Allred*

**Meeting** President Joe Peter started the meeting at 6:57pm. Background slides included unique vehicles – including a Tucker dealership surrounded by many Tuckers, including a convertible.

**Membership** 32 members present, no guests.

**Secretary's Report** The December 2025 secretary's report from the January 2026 newsletter was approved as written following motion from Jeremy Cameron and second from Bob Ross.

**Treasurer's Report** The hand-off from Bob Ross to Jeremy Cameron as treasurer was completed and the report was accepted with no changes.

**Sunshine Report** No illnesses were reported. John Anderson has a mailing address for June Peterson.

**Website** There have been over 2,800 visits this year. The site is updated for Texas Tour and activities.

**Newsletter** Thanks to Wayne Heikkila for Texas Tour Updates and Projects, Rich for scheduling the Trophy Factory Mini-Tour, and James Bartlett for auto trading stories.

**Past Activities** Lizette, Ceale, Ronnie and Alice were extended a special gratitude for the Christmas Party and Annual Meeting. DJ was awarded the You're a Star's edible trophy.

### Upcoming Activities

- ☐ Trophy Factory Mini-Tour – meet 1/24 at 9:00am at Daylight Donuts in Jarrell

### Texas Tour

- ☐ Bring donations for Silent Auction – the sooner the better – with form filled out

### Member's Projects

- ☐ Joe's son had the engine from a 2016 GMC Canyon fail from its internal water pump
- ☐ George and Todd have been playing the engine swap game on speedsters
- ☐ Bob's '52 Studebaker is getting the accelerator linkage re-linked; his '37 Chevy is having some body work done
- ☐ Gary's '35 Ford is getting new tires on powder coated wheels – some think the wheels are done last

**Dessert** Peach and Blackberry cobblers were provided – compliments of Catfish Parlour

**Business** John Anderson volunteered to take the club's trophy case. There was a motion by Jeremy and second by Bob for dispersing the collection and donating the cabinet with a friendly amendment to just move it. Joe will pick it up from George. Thanks, John!

**Program** John Anderson presented a 4-minute commercial "1966 Chevrolet Impala Convertible on 2021 Holiday Ride.

[https://youtu.be/GQ1uqkBeTHY?si=Ce9J-D1UTnHI\\_2ru](https://youtu.be/GQ1uqkBeTHY?si=Ce9J-D1UTnHI_2ru)

**Adjourn** Meeting adjourned at 7:53pm



# Past Activities

## Trophy Factory Mini-Tour

*by Rich Bassemir*

### Trophy Build Day – January 24, 2026

This was the day to build trophies for the 2026 Texas Tour in May. It was also one of the days Austin and surrounding areas were expecting a bone chilling cold front with freezing rain, sleet, and possible snow. It did not look promising for a great day to work in an unheated shop. Most folks decided to stay home and keep off the roads which was totally understandable. A few brave souls took a chance that the rain and cold would hold off – at least for the morning. Luckily, it did and great progress was made in our trophy production line.

Joe worked on assembling the two-piece base. With a jig Leif made, and an air-nailer, Joe made quick work of that and assembled all bases in short order.



Wendell became the master polisher and with wire brushes and a Dremel®, brought back a luster to several Model A hub caps and took the tarnish off of numerous other trophy tops that Rich has previously brazed.



Leif was our master painter preparer. No painting was done in the shop and it was too cold to do it outdoors but Leif cleaned and masked numerous trophy tops so they would be ready for painting when warmer weather returns.



Rich worked on assembling trophy tops to the bases. Some bases still need to be painted, but trophy tops were put on →

# *Past Activities*



→ unpainted bases because every trophy is unique and requires different mounting techniques. By lunch time, almost every trophy top was polished and prepped for painting or mounted on a base. Joe counted 30 trophies! We had a nice lunch at Sailer's Place in Florence.

to 45 degrees and we shut down the trophy making operation. Once warmer weather prevails, we will need to do the painting of the bases and some of the trophy tops (several tops looked great in their rusted state). The final step will be to add the plaques and 1st, 2nd, and 3rd numbers to the base.

After lunch, Leif and Rich returned to the shop and, using the old parts Joe and Wendell donated to the effort, made several more trophy tops. By 3:00pm, the shop was down

The weather was cold but it was a very productive day for the trophy factory. Thanks to Leif, Joe and Wendell. Glad we did not try to do this on Sunday!.





# Museums

## NFL's Most Significant Automobile

by Wendell Bell

During a holiday visit with Lynn's family in Ohio, my brother-in-law and I took a day trip to the Pro Football Hall of Fame in Canton. Surprisingly, the first display inside is a 1920 Hupmobile touted as "pro football's most significant automobile." Here's the story.

On September 17, 1920, representatives of 10 professional teams from four states met in Canton and formed the American Professional Football Association, renamed two years later as the National Football League. The owner of the Canton Bulldogs hosted the meeting in his Hupmobile showroom. Chicago Bears founder and Pro Football Hall of Famer George Halas, who attended the meeting, once said that, due to space limitations in the showroom, some team owners sat on the running boards of Hupmobiles identical to the one on display. The dealership also sold Jordan automobiles, which were assembled in Cleveland from 1917 to 1931 using parts from outside vendors. Hupmobiles were built in Detroit from 1909 to 1939.



Pro Football Hall of Fame in Canton, Ohio

Another automotive history link is related to the Timken Company and its role in spearheading Canton's effort to win the NFL's selection as the home of the Hall of Fame. The company, well known for producing bearings, gears, and other products for a variety of applications, was originally established as the Timken Roller Bearing and Axle Company in 1899 in St. Louis. It moved to Canton in 1901 just as the automobile industry began to flourish. Timken chose this location because of its proximity to the American car manufacturing centers of Detroit and Cleveland and the American steel-making centers of Pittsburgh and Cleveland. The company quickly became a major economic engine, a significant employer, and a vital part of the city's identity.



Timken Roller Bearing and Axle Company

Canton citizens, proud of their city's role in founding the NFL and the early pro ball achievements of the Bulldogs, launched a well-organized campaign in 1961 to earn the NFL's site selection for their city. The effort was led in many respects by Henry Timken, Jr., →

# Museums

→ Chairman of the Timken Company. He contributed \$100,000 of his own money and marshalled resources for the effort. Fittingly, display cases right next to the Hupmobile describe the significance of the Timken Company and its key officers.

In addition to these slices of automotive history, there is a tremendous amount of football-related memorabilia and programming there as well. One of my favorite things is the Super Bowl Gallery featuring the prestigious Vince Lombardy Trophy awarded each year to the winner of the Super Bowl. The trophy remains on display until it travels to the next Super Bowl city with Hall of Famers often involved in the ceremonial send-off and replacement.

The annual Hall of Fame Induction Ceremony is held in a special stadium built next to the museum. The Class of 2026 will be revealed before the February 8 Super Bowl and inducted on August 8. You can bet I'll be

thinking of Canton, Hupmobiles, and Timken bearings as I watch these events.



Wendell Bell and Bro-in-Law

## Letter From the Editor



Look what just turned 25 years old and is now considered an antique! We're going to need a Fastest Car or Loudest Stereo award at Texas Tour! I can get parts for a 1931 Model A Ford *way easier* than this daily driver. Heck, I can get parts – *in stock* – for a 1970 Chevy C10 at O-Reilly or shop LMCTrucks.com for a 1963 Ford F100. It's actually more difficult finding parts for a 2001 BMW 525i Touring (wagon) as components that differ from the sedan are rare in the U.S. It's a little better than a Packard except used or NOS plastic bits (if you can find them) have reached their usable life.

*Leif*



# Member's Projects

## No Wipers on the Buick!

*by Wayne Heikkila*

Hello, everyone. Well, I have owned the Buick for just over a year yet, in that time, I had never turned on the wipers. I checked the blades and they were new. I cleaned the windshield and added Rain-X® to it. A few weeks ago, I was coming home from my Wednesday lunch. when it started to rain. At first it wasn't so bad but then the rain started coming down so hard that I had to turn on the wipers. Sadly, but not to my surprise, they didn't work. Luckily, I was almost at the house.



A couple days later, I finally took a look at the wipers. The first thing I found was that the vacuum hose was the wrong size: it was 5/16-inch instead of 1/4-inch. Sounds easy – replace the hose – except the wiper actuator is above the radio. First you have to remove the ducking then the radio and last some wiring just to get to the wiper actuator. Once I got to the actuator, I sprayed a dry silicone in the actuator and installed the correct hose. I

started the car and turned on the wipers and they moved straight up and stopped. I got out and tapped on the wipers and they finished the pass, but, again, they stopped straight up. I sprayed more silicone and tapped the wipers. After spending close to a half hour messing with it, I decided to pull the actuator. What I found was that it had a tight spot even working it by hand. So, I call Doug my Buick guy, and had a new actuator shipped to the house.

Next, I went online and purchased a vacuum cannister and mounted it under the hood out of sight. I added a vacuum tee and ran a hose to the cannister which holds extra vacuum to help stabilize the wipers so, when you step on the gas, the wipers don't slow down or stop.

About two weeks later, my new actuator arrived. From there, it was just a matter of installing the actuator and testing it to make sure everything was good. I put the harness back in its holders and installed the 40-pound radio along with the ducking. Now I'm ready for the next time I get caught in the rain.





# Road Trips

## Exploring Cleburne, TX

by DJ Stamp


Visited Cleburne when we were in Granbury for Christmas. It has potential for a future Texas Tour: Enough antique shops to be dangerous, Free history museum, railroad steam engine, architecture, good food, and close to Glen Rose, Granbury and Hico.



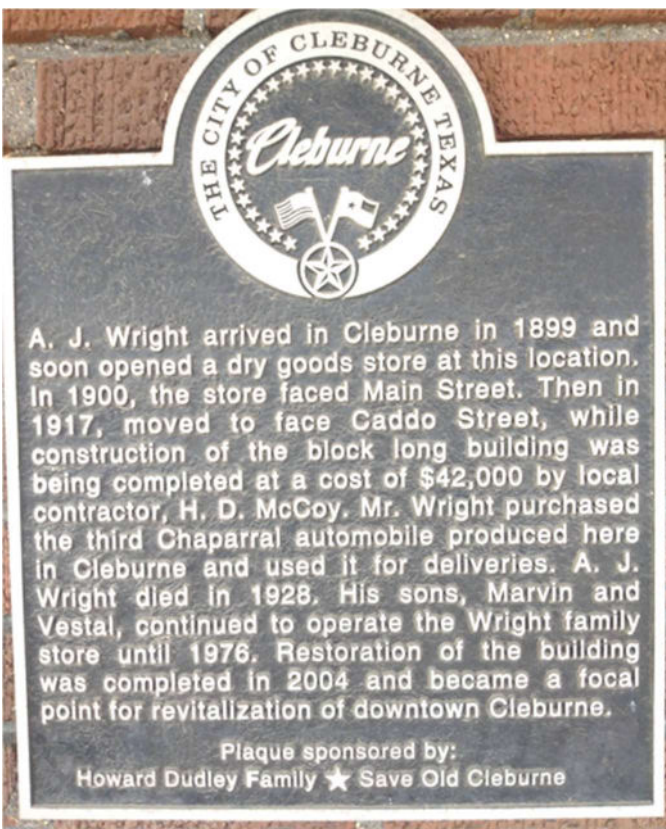
DJ STAMP



DJ STAMP



DJ STAMP



DJ STAMP

Didn't know there was a car built there. Note the brick detail and the painted figure in the window. Still have more to investigate but it looks promising. Will explore more when seawall and dock are finished. Our lake home could be a home base for anyone who wants to investigate the area.

# Tech Tips

## Don't Get Hot – Use What You Got

*by James Bartlett*

I'm bundling together three Tech Tips, all having to do with overheating and making the best of a bad situation by innovating a solution, particularly if you don't have the proper tools or parts on hand.

**The Steaming Jaguar** It was 1969 and I was at the Naval Amphibious Base in San Diego awaiting departure to Vietnam. I'd befriended a Navy Corpsman who'd already been there with the Third Marines and earned a Bronze Star and Purple Heart. To relax stateside, he bought himself a yellow Jaguar XKE roadster. Alas, the car had a bad clutch. Replacing it required removing the engine or the rear axle and drivetrain. He opted to take out the engine and I helped. In appreciation, he loaned me the Jag for the following weekend. I was cruising around when suddenly I saw the temperature gauge rising. I pulled over and raised the hood and out came a cloud of steam. There was a pinhole in a metal pipe that joined two hoses. Fortunately, I found a screwdriver in the trunk and used it to remove a screw from an underhood weatherstrip. I then turned the screw into the pinhole until the steam stopped. I refilled the radiator and enjoyed the rest of the weekend. Lesson: think creatively when you have a problem.

**The Steaming Riviera** It was 1971 and I was crossing the Arizona desert about 2:00am, driving the same Riviera previously mentioned. I pulled into a closed-down truck stop to take a nap, noticing a large guard dog eyeing me. After an hour, as the car got cold, I woke up and took off down the road. The car warmed up, and up and up, quickly approaching hot! I

didn't know what was ahead, but I knew there was a truck stop behind. I U-turned and headed back slowly on the wrong side, hugging the outside of the road shoulder, and stopping with lights off whenever a car topped a hill ahead. Finally, I pulled in and found a fuel island with a water faucet with hose attached. But I was worried about that guard dog! So I pulled out a K-bar knife that I had in Vietnam, put it between my teeth, then leapt out, ran for the hood, removed the radiator cap, then filled the car as fast as I could, scanning left and right looking for that dog. Finally, the radiator topped off and I slammed the hood, leapt through the door and slammed it, just as that dog hit the window. Closest I ever came to a dog fight. Lesson: change your thermostat periodically. Mine was 5 years old at the time. As for the knife thing, well, that's optional.

**The Steaming BMW** It was 2010 and we were driving back from Lake Conroe in Eileen's BMW wagon. I spotted the temperature gauge rising. I pulled over and found that a radiator side tank (plastic) had ruptured, losing a steady stream of water. I had no tools so no quicky repair was possible. I filled the radiator using the hose at a roadside hamburger stand then started slowly down the road. I turned on the heater and coasted down hills with the engine off. Every few miles, if there was no gas station, I stopped at a convenience store and bought a couple gallons of water to refill the radiator. Bottom line, we made it 30 miles without overheating and damaging the engine. Lesson Read your instruments, think about what is going on inside the engine and its systems and what you can get away with safely.



# Around Town

## Fodder from the Barn

Austin, TX – January 7, 2026

By DJ Stamp

Charlie Machado stopped by the barn today. He's a big-time motorcycle racer so I asked him if he knew Burt Munro. He told me he helped him at Bonneville – did things like replaced the seat with a duct taped towel from the motel so he would sit lower. Burt Munro raced an Indian Scout which was the 627<sup>th</sup> Scout to leave the factory. He set speed records at Bonneville that stood for years and one still stands today!! Burt is played by Anthony Hopkins in "The World's Fastest Indian".



DJ STAMP

**DJ Stamp and Charlie Machado**

Charlie says the movie is true to form and Anthony Hopkins nailed it. I love the movie – it makes the hairs on the back of my neck stand on end because I know it's all true. You need to watch this movie!! If you want to know more about Charlie, search "World's Fastest Mexican (200+mph in 1/4 mile)" and check out the video. World's Fastest Mexican: <https://youtu.be/qvI7DWD7ZCw?si=IFIAG-x2cEyAFPhz>

## Pistons on the Square

Georgetown, TX – January 17, 2026

By Leif Allred


It wasn't really that cold, although the weather seemed to have chased the weak-hearted away. Just stay out of the wind.



LEIF ALLRED



LEIF ALLRED



LEIF ALLRED

LEIF ALLRED

# DJ's CarSense®

An Automotive Outlet for Outstanding Observations

by DJ Stamp

**Pelican** Sweet use of a gas tank!!



**Lamp**



**Crankshaft** The crankshaft for a Wärtsilä-Sulzer RTA96-C engine, the largest reciprocating engine in the world, used in large container ships. It's a 1810-liter engine that generates 108,920 horsepower at 102 RPM, and it idles at 22 RPM, taking almost 3 seconds per rotation. This crankshaft weighs 300 tons.



**British Bus circa 1913**





# Membership

## Mini-Tours

One of the most rewarding activities in old cars is parading around town as a group on a mini-tour. Now is the time to sign up and fill the 2026 calendar with excursions. Please let John Robertson know which month you wish to coordinate a tour. Karl and Jeanne Frank have a paper map whereupon they highlight the obscure back roads they've explored. Let's help them fill it up.



## Renewal Time

National AACA dues are \$45 and our local Central Texas Region AACA dues are \$20 (requires national membership). For any questions, please contact membership chair, Wayne Heikkila at (512) 740-4212 or [wayneheikkila@gmail.com](mailto:wayneheikkila@gmail.com).



Pay by Mail:

- 1) \$45 payable to AACA
- 2) \$20 payable to CTR-AACA

Wayne Heikkila  
220 Jena Lane  
Lumberton, TX 77657

## Club Gear

Vests	\$18
Club Shirts	\$15
Rain Ponchos	\$15
Ball Caps	\$15
Texas Flag Badge	\$2
CTR Window Sticker	\$1
2017/2019 FDCS T-Shirts	\$Offer

**Greg Herbert:** [gdherbert@aol.com](mailto:gdherbert@aol.com)



## Leaders

### President

Joe Peter

### Vice President

Bob Ross

### Treasurer

Jeremy Cameron

### Secretary

Leif Allred

### Directors

John Anderson

Rich Bassemir

Paul Price

Greg Herbert (Past Pres)

DJ Stamp (Pate Rep)

Wendell Bell

### Membership Chair

Wayne Heikkila

### Sunshine Chair

Ronnie Burt

### Programs Chair

DJ Stamp

### Mini-Tour Chair

John Robertson

### Club Gear

Greg Herbert

### Webmaster

Rich Bassemir

# National News

## National News, Notifications, and Nudges

*As Reported from AACA emails, Antique Automobile Magazine, Website, and Mailings*

*ANTIQUE AUTOMOBILE* magazine is published bimonthly by the Antique Automobile Club of America for its members. *ANTIQUE AUTOMOBILE* is the country's foremost automotive historical magazine. A bimonthly publication, amply illustrated, it contains a wide range of fine antique car feature stories, historical articles, tour accounts, technical articles on restoration and other material. In addition, it carries brief items on club news, Nationals (meets) and tours, member classified advertising and opportunities for display advertising.

Display advertisement space is available for automotive related ads only, including events and auctions. *ANTIQUE AUTOMOBILE* Magazine is a premier location for advertising an automotive business or event. The publication is sent out to a readership of 55,000+.

PLUS we now feature two issues of the magazine online. A past issue, made available to anyone who wants to see it, and the current issue, available in the members only section and only available to AACA members. This will now allow even more exposure for your ad. If you have your website listed in the ad, readers will be able to hover over the link and click to automatically be redirected to your site. This new feature adds tremendous value to your advertisement in the magazine and at no additional cost.

Personal classified ad space is also available and is reserved for AACA members only. View our classified ad submission form.

### Advertising Inquiries:

Chrissy Arnold  
Marketing & Advertising  
carnold@aaca.org  
(717) 534-1910

### Digital Editions:

<https://digitaleditions.walsworth.com/publication/?i=851600&p=1&view=issueViewer>

### Classified Ad Form:

<https://aaca.org/wp-content/uploads/2025/09/Antique-Automobile-Classified-Ad-Form.pdf>

### Media Kit:

[https://aaca.org/wp-content/uploads/2025/12/Antique-Automobile-Magazine-Media-Kit\\_MA2026-FILLABLE-1.pdf](https://aaca.org/wp-content/uploads/2025/12/Antique-Automobile-Magazine-Media-Kit_MA2026-FILLABLE-1.pdf)

# Antique

## AUTOMOBILE

OFFICIAL PUBLICATION OF THE ANTIQUE AUTOMOBILE CLUB OF AMERICA

*Antique Automobile*, the official magazine of the Antique Automobile Club of America (AACA), is the country's foremost historical automotive magazine. Published six times a year and distributed to more than 45,000 passionate hobbyists, it contains a wide range of fine antique car feature stories, historical articles, tour accounts, and technical articles on restoration. Additionally, it carries brief items on AACA news, national AACA events and a popular classified ad section.

**Antique Automobile** reader demographics:

- Readership — 45,000+ members
- Average age — 50+
- Average income — \$80,000+
- Most readers own multiple antique automobiles

**For advertising inquiries contact:**  
CHRISSY ARNOLD  
Marketing & Advertising  
carnold@aaca.org  
(717) 534-1910



Antique Automobile Club of America | 800 W. Hersheypark Drive | Hershey, Pennsylvania 17033  
(717) 534-1910 | [www.AACA.org](http://www.AACA.org)



# Calendar

**February 10, 2026 7:00pm (earlier for food)**  
MONTHLY MEETING  
Catfish Parlour South 4705 E Ben White Blvd

**March 19-21, 2026**  
SPECIAL NATIONALS  
Guaynago, Puerto Rico

**February 5-7, 2026**  
ANNUAL CONVENTION / NATIONAL AWARDS  
Chantilly, VA 717-534-1910

**April 17, 2026**  
NEW BRAUNFELS SWAP MEET  
New Braunfels, TX

**February 28, 2026 8:00am-1:00pm**  
STEPHANIE NICHOLS' 15<sup>TH</sup> ANNUAL  
CAR AND PLANE SHOW  
Georgetown Airport

**April 23-26, 2026**  
PATE SWAP MEET  
Texas Motor Speedway, Fort Worth, TX  
<https://www.pateswapmeet.com/>

**March 7, 2026 10:00am**  
MISSION GOLF CARS 1<sup>ST</sup> ANNUAL CAR SHOW  
204 San Antonio St, Buda, TX 78610

**May 21-23, 2026**  
72<sup>nd</sup> ANNUAL TEXAS TOUR  
Hosted by Central Texas Region AACA (us)



## Texas Tour Silent Auction Donation Form

During Texas Tour 2026, a silent auction will be presented to raise funds for the tour and/or a charitable contribution. Please donate meaningful items to make the silent auction successful and fun with competitive bids. Please use this donation form to identify your item, donor information, the estimated value, recommended starting bid (typically 35% the value), and what should be done with it in the unlikely case it does not sell (donate it, return it, make trophies out of it for the next Texas Tour).

Description of Item being donated:

---

---

Donor's Name and Contact Information:

---

Estimated Value: \_\_\_\_\_

Recommended Initial Bid: \_\_\_\_\_

Should item not sell – desired disposition:

---

# Classified Ads

## 1958 Apache 3200 Restomod (469) 216-0524

"My cousins husband recently passed away and she is trying to sell his old truck. The link below takes you to a write up with photos describing the truck." --John Robertson

Offered for sale is a beautifully built 1958 Chevy 3200 Pickup, completed as a frame-off restomod with extensive professional work throughout. This truck blends classic styling with modern performance, comfort, and reliability, making it an excellent driver and cruiser.

[https://sites.google.com/view/1958apache3200/home?fbclid=IwY2xjawPCWh5leHRuA2FlbQlzMABicmlkETEyeXpKUTZaVGQwaVl0VjdTc3J0YwZhcHBfaWQQMjlyMDM5MTc4ODlwMDg5MgABHiFkAIM3p\\_N4xO8NKS9CzCYsFeq1iwSvDd6qgfeSOn8crjXVMgupL8zztg0y\\_aem\\_zlphkfUONTk6OPQaXWWu6w](https://sites.google.com/view/1958apache3200/home?fbclid=IwY2xjawPCWh5leHRuA2FlbQlzMABicmlkETEyeXpKUTZaVGQwaVl0VjdTc3J0YwZhcHBfaWQQMjlyMDM5MTc4ODlwMDg5MgABHiFkAIM3p_N4xO8NKS9CzCYsFeq1iwSvDd6qgfeSOn8crjXVMgupL8zztg0y_aem_zlphkfUONTk6OPQaXWWu6w)



## FREE TIRES to good home

Size: 6.50 x 16

My new tires came in and I have them installed. Someone in the club asked for my old tires but I don't remember who it was (it was quite a while ago). They are good tires for rollers.

**Wayne Heikkila**

**(512) 740-4212** [wayneheikkila@gmail.com](mailto:wayneheikkila@gmail.com).



## GM Starter

Duralast DL36275  
block/offset pattern.  
Installed once and removed.

**\$50 OBO**

Leif Allred

512-350-3825

[ac-n-a@outlook.com](mailto:ac-n-a@outlook.com)



## 1956 Cadillac Keys:

Blanks and Trunk  
Vintage US Flag keychain  
included.

Free to good home. Shipping  
and Handling may apply.

[FenderTalk@outlook.com](mailto:FenderTalk@outlook.com)

Phone: 512-350-3825