

# FenderTalk

Official Publication of the Central Texas Region-Antique Automobile Club of America

Vol. 10, No. 04 "Road Relics"

April 2026

## FEATURES

### [Upcoming Activities](#)

#### **4 Pate Swap Meet**

*By DJ Stamp*

### [Texas Tour](#)

#### **5 Registration**

*By Greg Herbert*

### [In the Shop](#)

#### **6 Never Know What You'll Find**

*By DJ Stamp*

### [On the Internet](#)

#### **7 Tractor Wars**

*By DJ Stamp*

### [Tech Tips](#)

#### **8 Fuel Pump Woes**

*By James Bartlett*

## DEPARTMENTS

- |                             |                         |
|-----------------------------|-------------------------|
| <b>2 Steering Column</b>    | <b>11 Membership</b>    |
| <b>3 Secretary's Report</b> | <b>12 National News</b> |
| <b>9 Around Town</b>        | <b>13 Calendar</b>      |
| <b>10 DJ's CarSense®</b>    | <b>14 Classifieds</b>   |



# The Steering Column

Pate is great and I can hardly wait. But there are a couple of things you may want to do before. Pate is a great place to stock up on your shop's consumables.

So don't do like I usually do which is get there and then try to think of the consumables you need. As an example: masking tape, sandpaper, sanding disks, cutoff disks, lacquer thinner, body filler. Restocking supplies for various nuts, bolts and washers. Those couple of hand tools you don't seem to be able to put your hands on (though you know they're in the shop somewhere). Oh, and you can never have enough rags.

Ok that said, I would suggest you make that list. So help me this year, I'm going to.

P.S. Maybe you want to also think about a few items you might bring with you and sell while there.

**Joe Peter, President CTR-AACA**



The Antique Automobile Club of America is a non-profit organization dedicated to the preservation, restoration and maintenance of automobiles and automotive history.

[www.aaca.org](http://www.aaca.org)



Road Relics is the Central Texas Region of The Antique Automobile Club of America. <https://centraltexas.aaca.com/>

## FenderTalk

FenderTalk is the official monthly publication of The Road Relics and is distributed to all members in good standing. Editor: Leif Allred

[FenderTalk@outlook.com](mailto:FenderTalk@outlook.com)



@centraltexasrr

©2026 Central Texas Region AACA Opinions expressed by authors who contribute to FenderTalk are their own and do not necessarily reflect the official policy of AACA. The AACA and Road Relics logos and content may not be used without the club's written permission.

# Secretary's Report

## Minutes of Road Relics Annual Meeting

March 10, 2026 – Catfish Parlour

By Leif Allred

**Meeting** President Joe Peter started the meeting at 7:00pm. Background slides included custom made trophies for Texas Tour. You want one. Must be present to win.

**Membership** 21 members; 0 guests present

**Secretary's Report** The February 2026 Secretary's Report from the March 2026 newsletter was accepted as published.

**Treasurer's Report** Jeremy provided the treasurer's report which was accepted without changes.

**Sunshine Report** Ronnie not feeling well; John having back surgery; thoughts go out to Vic; and wondering where Bob was.

**Newsletter** Thanks to Wayne and Greg for Texas Tour update; James Bartlett for 70-years ago magazine article and Tech tips; John Haydon for shop uses of coffee containers; and DJ's Austin Healey Toys.

**Past Activities** Stephanie Nichols' car and airplane show – Richard Smith had his airplane there and Rich Bassemir his 1935 Ford.

### Upcoming Activities

- 4/10 – Austin Healey Texas Tour (Dripping Springs, TX)
- 4/17 – New Braunfels Swap Meet
- 4/23 – Pate Swap Meet (Fort Worth, TX)
- 5/21 – Texas Tour (Waco, TX)
- 6/21 – Father's Day Car Show (Florence, TX)

### Pate Swap Meet

- DJ attended the Board of Directors meeting
- Sign-up sheets available for parts hauling, vendor escort, hospitality, etc.
- 4/11 parking lot marking party – comes with free stay at Granbury lake house
- Leif was signed up for creating an advertisement for *The Pate Times*

### Texas Tour

- Lizette listed current donations to spawn ideas – accepting silent auction donations.
- Wendell provided update on tours, driving instructions, the done and not-done actions, and summarized vehicle judging

### Member's Projects

- Joe got the '30 Packard running after manifold gasket issue
- Mario is working on the interior of Wendell's REO
- Chester bragged about having all four specialty vehicles running in the same week

**Dessert** Compliments of Catfish Parlour

**Program** Leif Allred presented the results of collaborated research on a 1946 downtown Austin photo and how – between a 3-inch thick encyclopedia, real intelligence members, artificial intelligence, and Google – period cars may be identified.

**Adjourn** Meeting adjourned at 8:00pm following a motion from Jeremy and second from Chester.

# Upcoming Activities

## Pate Swap Meet

By DJ Stamp

Come one, come all to one of the largest auto swap meets on the planet. Pate Swap Meet is April 23-25, 2026 at the Texas Motor Speedway just North of Fort Worth on I-35W. While this is an automotive swap meet, you never know what you will find. There are cars and parts of course, but antiques, collectibles and art; everything from vintage toys and carousel animals to jet engines. Find good restaurants in nearby Roanoke and Denton and free onsite camping (no hookups) and free parking for volunteers.

Each club has its own tasks before, during, and after the swap meet. Our job is to provide vendor escort and parts hauling for the customers during the meet. Some of us arrive on Tuesday to get the carts and trailers prepared for the meet. We share these duties with the TexArk Car Club and the Austin Area Car Club. To that end, each club has golf carts, trailers and radios. This is a great way to get familiar with where things are located in the swap meet. If another club needs assistance, we should do our best to step up and help.

IT'S MORE IMPORTANT THAN EVER TO STEP UP and VOLUNTEER!!

Adjacent to our club spaces is where we sell member's items at the club sales booth. Items do not have to be auto related and proceeds go right back to the members unless otherwise directed. We've sold parts, tires, antique furniture, electronics, music – you name it. We do a good job of getting rid of your junk!! Just give us an idea of price.



Volunteer sign-up sheets, and RV/Parking Passes will be available at the next meeting.

Contact DJ at [designstamp@sbcglobal.net](mailto:designstamp@sbcglobal.net) or 512-520-7025 if you can't make the meeting.



# Texas Tour

## Registration

by Greg Herbert

The 72nd Texas Tour will be hosted in Waco, Texas, from May 21-23, 2026. The registration form can be printed, completed, and mailed with a check. Select the link below titled “Registration Packet 2026” to open and print the PDF version of the Registration Packet for the Texas Tour. <https://www.texas tour.co/wp-content/uploads/2026/02/72nd-Texas-Tour-Registration-Packet.pdf>

This year’s tour has been designed to take time driving our vehicles (which is the primary purpose of a group tour) and to visit interesting sights outside of the city of Waco, while maximizing the available time. Judging will occur concurrent with other activities to allow more time for touring and sightseeing.



We have planned our tours and routes so that there is sufficient time for all activities without being rushed. None of our routes will ever require a speed greater than 45 miles per hour. Try it at this speed and you will be surprised at what you will SEE that you never saw before. We want to honor the history of the 1st Texas Tour that began in

Waco in 1954, so we are “Turning Back the Clock” to honor the tradition of a leisurely tour on two-lane roads.

To ensure the continued success of the Texas Tour for future generations, we ask that you bring with you or encourage a registration to be submitted by one or more people who have never before attended a Texas Tour – and who are younger than you are.

We invite you to arrive early on Thursday and follow our recommendations for Early Bird adventures and sightseeing before the official start of the planned events. We will provide guidance for places to visit, places to eat lunch, photo destinations, and interesting finds in Waco, so you can meet up with friends and have a relaxing day on your own visiting destinations that interest you.

Saturday concludes with dinner and entertainment in the banquet room at the hotel, followed by awarding of the Texas Tour “Class Judging”, “Revolving Trophies” and other special awards. This would be the ideal time for you to present yourself in vintage attire for recognition during the dinner.

We look forward to seeing you at the tour. If you have questions or issues related to hotel reservations or the Registration Packet, please feel to contact us for assistance.


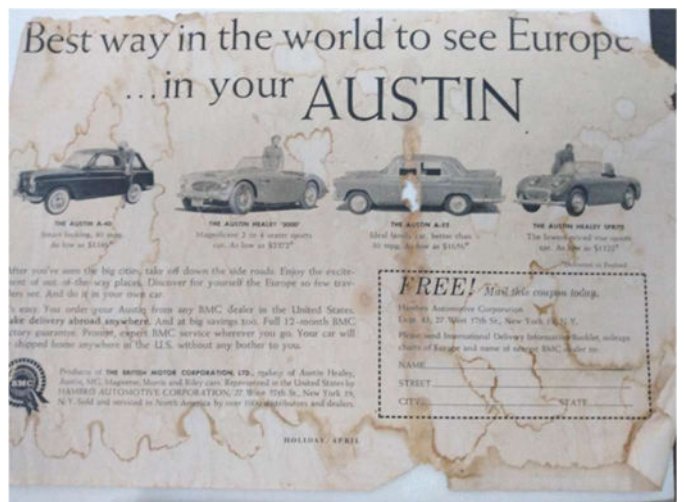
Greg Herbert  
Registration Chairman  
(512) 923-1505 (Cell)  
[TexasTourAACA@aol.com](mailto:TexasTourAACA@aol.com)

# In The Shop

## Never Know What You'll Find

by DJ Stamp

While cleaning out the barn, I came across a large portfolio. It was expected that I'd found one of my UT diplomas but in the envelope, instead, I found four original Beatles photos that came with the White Album and have now been reunited. Also found some original artwork – drawings and photos, architectural drawings, cool old advertising with Bugeye Sprite pictures and a piece of wallpaper from the home we lived in (which sadly no longer exists) when I went to UT. Some of this, including the wallpaper will find a place on the wall of the barn as I finish it out. I have multiples of the Lowenbrau adds with the Bugeye so if anyone wants one let me know. This barn cleaning is quite fun!!



# On the Internet

## Tractor Wars

by DJ Stamp

“For thousands of years, farming was driven by the muscle of either animals or humans. With the invention of the steam engine, industrialists brought steam power to farms. The inventions of the reaper and steel plow began a rush to mechanize farming. In the early 20<sup>th</sup> century, hundreds of companies were experimenting with vehicles to bring power farming to agriculture. By 1929, Deere, Ford and International Harvester were among the few dozen companies that remained, but the tractor form we recognize today had finally emerged and began rapidly replacing muscle as the primary source of power on the farm.”

Enjoy this program free for a limited time on YouTube. But, donate to Iowa PBS as a public television station and unlock unlimited

access to stream the program on the PBS App. Your local support ensures the creation of more programs like this. <https://iowapbs.org/donate>



YOUTUBE

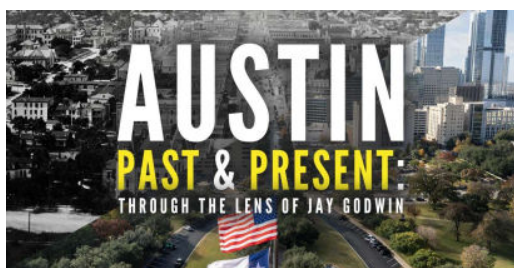
### Tractor Wars:

<https://youtu.be/UgtHQUi8AvQ?si=kGvGr3mtuBBwgaJt>

### Tractor Wars II:

<https://youtu.be/kOXoZe3kNrA?si=Qh9njJ7pZ7ZjMVMt>

# Letter From the Editor



That was a fun March meeting talking about the 1946 photo and how we as a club determined the years of the cars. Our results also contributed to an exhibit at the LBJ Library – a place in which the last time I was there, I waded into the fountain. The exhibit chronicles the changes of Austin through photos taken with the same perspective. Just don't get all wrapped around the axle with regards to Moon Towers. Imagine someone taking a photo now while our club is driving around on the tour. They won't know what era they are even in but at least they won't have to take the film to get the pictures developed.

*Leif*

### Upcoming Exhibitions

March 7, 2026 to January 3, 2027

2313 Red River St, Austin, TX 78705

Visitors may park for free in lot #38 during business hours.

<https://www.lbjlibrary.org/exhibits/upcoming-exhibitions/austin-past-present-through-lens-jay-godwin>

# Tech Tips

## Fuel Pump Woes

by James Bartlett

We were just back from the Glidden Tour, a week-long driving event in Kentucky that covered 580 miles. A hot topic of conversation was trouble with fuel pumps – both electric and mechanical.

One friend said of six new electric pumps, only two worked right out of the box. Another said his failed after five minutes. The previous year, an electric pump on my Locomobile failed after 10 miles. One guy on the tour said he could only get 400 miles out of new pumps. Yet another replaced the diaphragm in his mechanical pump at the end of each day.

I've had work done on my '66 Buick Riviera, including a new mechanical fuel pump. The car would only run 40 miles per hour before starving for fuel. So, the mechanic added a supplemental electric pump, saying "We automatically do that on all our cars now." They've restored a half-dozen Rivieras in recent years, so speak from experience. The electric pump pictured above came off my Auburn after serving reliably for nearly 20 years. It still worked, but I felt a replacement was due. That pump's brand name is no more – the manufacturer was bought out. So I bought spare pumps from the current manufacturer. They looked identical but came in boxes marked "Made in China." Chinese parts have a poor reputation for reliability, plus the holding company that owns the current manufacturer had just declared bankruptcy.

Modern cars typically use pumps mounted inside gas tanks that operate at 40 pounds or more per square inch pressure. These pumps

are reliable but cannot be used on older engines with carburetors that run on only 2-to-8 PSI. I've heard of good pumps sourced from Europe and New Zealand, or racing pumps that cost \$700 and are very large in size. I don't know what the answer is, but a lot of antique car guys are looking for a solution.



# Around Town

**Stephanie Nichols' Car and Airplane Show**  
Georgetown, TX – February 28, 2026  
By Leif Allred

This show is done so well. There's no way you'd believe it was February with sunny skies and shorts weather. Just ask Wendell Bell, George Pierce, Greg and Nancy Herbert, Rich Bassemir, or Alex Armendariz.



**Pistons on the Square**  
Georgetown, TX – March 21, 2026  
By Leif Allred

Spaces fill up fast – even before 7:00am – for the monthly gathering that is 8:00-10:00am. Alex poses for a blind photographer (photo club admiring cars). The Police leave their phone number on their favorite.



# DJ's CarSense®

An Automotive Outlet for Outstanding Observations

by DJ Stamp

## 1958 Mercury Montclair Hardtop Coupe



**1954 ORIX 610 Saloon** Built in Spain, the ORIX 610 Saloon was the second type of car produced by Juan Ramirez Montepelo, better known as Juan Ramirez, a motorcycle and motor racing driver and mechanic from Catalonia.



Two prototypes and fourteen production models were built in 1954. Production

stopped when the project proved to be non-profitable. It was a blatant copy of the Volkswagen Type 1 Saloon, fitted with a 610cc flat twin air-cooled engine. Volkswagen complained, but didn't start any legal proceedings, possibly because they were tied in a similar legal battle with Tatra that resulted in Volkswagen paying a settlement bill of one million marks to Tatra.

**Selling Advertisement Space** José Mario Barone beside the Studebaker he drove over 10,000 miles from Rio de Janeiro to New York in 1927–1928



**Tucker** If they only made 50, then we're looking at 20%. First time I've seen a Tucker convertible. Where is it today?



[the internet still asserts this did not exist]

# Membership

## Mini-Tours

One of the most rewarding activities in old cars is parading around town as a group on a mini-tour. Now is the time to sign up and fill the 2026 calendar with excursions. Please let John Robertson know which month you wish to coordinate a tour. Karl and Jeanne Frank have a paper map whereupon they highlight the obscure back roads they've explored. Let's help them fill it up.



## Membership

National AACA dues are \$45 and our local Central Texas Region AACA dues are \$20 (requires national membership). For any questions, please contact membership chair, Wayne Heikkila at (512) 740-4212 or [wayneheikkila@gmail.com](mailto:wayneheikkila@gmail.com).



Pay by Mail:

1) \$45 payable to AACA

2) \$20 payable to Road Relics

Wayne Heikkila

220 Jena Lane

Lumberton, TX 77657

(or Central Texas Region - Antique Automobile Club of America Inc)

## Club Gear

Vests	\$18
Club Shirts	\$15
Rain Ponchos	\$15
Ball Caps	\$15
Texas Flag Badge	\$2
CTR Window Sticker	\$1
2017/2019 FDCCS T-Shirts	\$Offer

Greg Herbert: [gdherbert@aol.com](mailto:gdherbert@aol.com)



## Leaders

### President

Joe Peter

### Vice President

Bob Ross

### Treasurer

Jeremy Cameron

### Secretary

Leif Allred

### Directors

John Anderson

Rich Bassemir

Paul Price

Greg Herbert (Past Pres)

DJ Stamp (Pate Rep)

Wendell Bell

### Membership Chair

Wayne Heikkila

### Sunshine Chair

Ronnie Burt

### Programs Chair

DJ Stamp

### Mini-Tour Chair

John Robertson

### Club Gear

Greg Herbert

### Webmaster

Rich Bassemir

# National News

## National News, Notifications, and Nudges

*As Reported from AACA emails, Antique Automobile Magazine, Website, and Mailings*

---

### Where Have All The Junkyards Gone?

By Don Barlup (Spring 2021)

When I first got involved in the hobby in 1971, (I still have my first antique car, a 1940 Pontiac 50 years later.) junkyards were everywhere. I spent many an afternoon visit ing my favorite yards, looking for treasures for that car. It was a plain Jane 4-door sedan with the only option being an under seat heater. It was sold new by N. E. Black Pontiac/Buick in New Bloomfield, PA to Earl Rempher, a local farmer, who had problems driving in and backing out of his small 1-car garage. All four fenders were a testament to his lack of driving ability.

Hap Gemmel's Salvage Yard, outside of York, PA was a gold mine. It covered both sides of a country road and had many classics and convertibles resting peacefully in the woods. He had no less than a dozen 40 Pontiacs in various stages of decay. A radio from one, a cigar lighter from another, a clock from another, etc. My plain Jane car soon became a well optioned ride!

The barn on the property was full of cars, trucks, and an assorted disarray of parts. You literally walked over parts to get to parts.

Hap, short for Harold, was a character who would rival any junkyard dog with his green and white checkered pants and red and white striped shirt (yes, both worn at the same time) he was a sight to behold. In the upper level of the barn sat a long forgotten early solid tire truck covered with all sorts of car parts. You could easily have walked past it. I didn't! Turns out it was a 1914 Hahn Huckster truck, which I still own. Hap named a price, I countered. Hap liked to flip coins – yes, I lost, but would have paid his price any way.

Both Hap and the yard are long gone, but my memories of those frequent treks through that yard seem like yesterday. A housing development now sits on that hallowed ground.

That is where all the junkyards have gone!

### Toys

By Fred Trusty (Spring 2021)

I grew up in the muscle car era of the 1960's and ever since I can remember I've been fascinated with anything mechanical. I'm not sure where this fascination came from. My father had absolutely no mechanical ability whatsoever and was never interested in cars or anything mechanical.

As a young boy, I had lots of old metal toy trucks. I would park them all neatly in a row by my bed every night before I went to sleep. When I was probably 7 or 8 years old, I got one of those battery-operated toys that looked and sounded like a Harley motor and bolted on a bicycle. I was really cool when I rode my bike around the neighborhood. When I was about 9 years old in 1965, a couple moved into the house next door to us and they had a brand new Harley Davidson Electraglide. I used to look at it and dream of the one I would own "when I got big". It wasn't too much longer before some older kids in the neighborhood started building mini bikes out of bicycles. They bolted a horizontal shaft engine just above the pedals and had their dad weld another rim to the back rim and put a long v-belt on it. It didn't have a clutch. To start it you just pedaled until the motor started and to stop you had to kill the motor. As young as I was at the time, I realized that this was not a very good design. I saw kids go through a fence or bushes because they couldn't stop the motor quick enough. Instead, I built my own go cart out of pieces of pipe and scrap plywood. There was nothing welded on it. Everything was bolted together. I designed and built my own steering and clutch and the thing actually worked. The wheels were old solid rubber wheels off of a dolly. It didn't go very fast, maybe 15 mph, but we sure had fun with that contraption.

Here I am 50 plus years later and I have several Harleys and one of them is a 1965 Harley Davidson Electraglide. You know what they say, "The only difference be tween men and boys is the price of the toys." I hope you enjoyed this article and maybe it brought back some memories of when you were a kid. Remember, just because you get older doesn't mean you have to grow up. Go out and play with your toys, have fun, and make some memories.

# Calendar

**April 14, 2026 7:00pm (earlier for food)**  
MONTHLY MEETING  
Catfish Parlour South 4705 E Ben White Blvd

**April 17-19, 2026**  
NEW BRAUNFELS SWAP MEET  
New Braunfels, TX

**April 17, 2026**  
Lonestar Rod and Kustom Round Up  
Travis County Expo Center  
7311 Decker Ln, Austin, TX 78724  
[www.lonestarroundup.com/](http://www.lonestarroundup.com/)

**April 18, 2026**  
Leander High School JROTC Car Show  
Bible Stadium at Leander High School

**April 23-26, 2026**  
PATE SWAP MEET  
Texas Motor Speedway, Fort Worth, TX  
<https://www.pateswapmeet.com/>

**May 2, 2026 8:00am-3:00pm**  
GTACC Car Show and Charity Benefit  
2 Texas Drive, Georgetown, TX

**May 21-23, 2026**  
72<sup>nd</sup> ANNUAL TEXAS TOUR  
Hosted by Central Texas Region AACA (us)  
<https://www.texas tour.co/>

**June 21, 2026**  
Father's Day Car Show  
Florence, TX



---

## Texas Tour Silent Auction Donation Form

During Texas Tour 2026, a silent auction will be presented to raise funds for the tour and/or a charitable contribution. Please donate meaningful items to make the silent auction successful and fun with competitive bids. Please use this donation form to identify your item, donor information, the estimated value, recommended starting bid (typically 35% the value), and what should be done with it in the unlikely case it does not sell (donate it, return it, make trophies out of it for the next Texas Tour).

Description of Item being donated:

---

---

Donor's Name and Contact Information:

---

Estimated Value: \_\_\_\_\_

Recommended Initial Bid: \_\_\_\_\_

Should item not sell – desired disposition:

---

# Classifieds

**Serious Equipment** A friend in my town has some serious equipment that needs move out of his shop. His price would be very reasonable. If anyone in the club is interested, I can put them in touch with my friend.

**Jim McMeans 817-360-0138**



**1932 Chevrolet Confederate Coupe** Restored. Serious buyers only (not related to Serious Equipment). They are asking \$47,500.

**Molly or Jesse at 512-440-0519**

