

# FenderTalk

Official Publication of the Central Texas Region-Antique Automobile Club of America

Vol. 35, No. 7 "Road Relics"

July 2021

## FEATURES

### Road Trips

#### 5 Some Days You Just Can't Catch a Break

Buying into someone else's problems

*By Bob and Karen Ross*

### Barn Finds

#### 7 Pate Swap Meet 2021

*By DJ Stamp*

### Around Town

#### 9 The Great Race

*By DJ Stamp*

#### 10 Car Shows and Cruise-Ins

*By Leif Allred*

### Technical Corner

#### 11 Power Steering Pump Rebuild

*By Wayne Heikkila*

### From the Internet

#### 13 Car SOS

*By DJ Stamp*

## DEPARTMENTS

2 Steering Column

3 Secretary's Report

14 Membership

15 National News

16 Calendar

18 Classified Ads



DJ STAMP



DJ STAMP



WAYNE HEIKKILA



YOUTUBE.COM



@centraltexasrr

# *The Steering Column*

As our country celebrates Independence Day on the 4th of July, hopefully you will be able to join the club in Wimberley for the parade and mini-tour on Monday, July 5th.

Nancy and I are celebrating our 30th anniversary this week. It was 107 degrees on the day we were married, and we left the church and reception in downtown Austin in a 1930 Packard driven by our club's first President, BR Speir. Nancy and I are thankful to still be enjoying the company of current club members who joined us for our wedding in 1991. And I am truly grateful that Nancy is still putting up with me 30 years later.

Our club meetings will continue at the Catfish Parlour on the second Tuesday of each month, and everyone is invited to join the group for dinner prior to the meeting. Hope to see you at Catfish Parlour on July 13th.

Greg Herbert, President CTR-AACA



The Antique Automobile Club of America is a non-profit organization dedicated to the preservation, restoration and maintenance of automobiles and automotive history.

[www.aaca.org](http://www.aaca.org)



Road Relics is the Central Texas Region of The Antique Automobile Club of America. [www.CentralTexas.aaca.com](http://www.CentralTexas.aaca.com)

## *FenderTalk*

FenderTalk is the official monthly publication of The Road Relics and is distributed to all members in good standing. Editor: Leif Allred

[FenderTalk@outlook.com](mailto:FenderTalk@outlook.com)

©2021 Central Texas Region AACA  
Opinions expressed by authors who contribute to FenderTalk are their own and do not necessarily reflect the official policy of AACA. The AACA and Road Relics logos and content may not be used without the club's written permission.



@centraltexasrr



# Secretary's Report

## Minutes of Road Relics Meeting

June 8, 2021 (In Person)

*Submitted by Sue Graner, Secretary CTR-AACA*

**Welcome** President Greg H. called the meeting to order at 7:03pm.

**Membership** Moton's friend Dani T. was in attendance tonight. He visited with our club a few months ago and we were delighted to have his company. He owns Model 'A' French Flathead.

**Secretary's Report** The minutes of the May meeting were published in the June FenderTalk. The only correction was that the webmaster email address was incorrectly listed in the report. It should be [AACARoadRelics@gmail.com](mailto:AACARoadRelics@gmail.com). George made a motion and Bob seconded the motion to accept the minutes as corrected. The group unanimously voted to accept same.

**Treasurer's Report** Laura gave the Treasurer's Report and handed a copy of her report to everyone present. Bob moved to accept the Report and DJ seconded the motion. The Report was unanimously accepted.

**Sunshine Report** Ronnie B. was not able to attend; Bob K. is still not doing well.

**Webmaster** Rich B. would love to have more members send photos of their vehicles so he can keep the website looking fresh. He mentioned that a gal from Georgetown let him know she had an old 'rack mount' type of trunk she'd like to sell that was 40" x 17" x 14". Let Rich know if you are interested; he will put you in touch.

**FenderTalk Newsletter** Leif is very appreciative of all who contribute articles for publication. Bob and Karen R. wrote about a trip to New York and back in the 60's and the trials they endured. Jan and Vic Donnell's report about this year's Texas Tour with great photos was published, as were D.J.'s barn finds. Wayne sent in a good article titled "Technician's Toolbox." Him being a great mechanic, the contents of his mobile tool pouch must be shown. →



Dinky Toys On Display

# Secretary's Report

**Past Events** The Texas Tour in Paris, TX was quite well put together, even given the short notice. Thanks, Vic and Jan, for the great article about the Tour. The Robotics Club from the local high school performed for the group and showed what amazing work they have accomplished at school. They designed and built everything themselves. These 'Battle Bots' were developed for games and competition.

**Future Events** A Mini-Tour is scheduled in Wimberley on the 5th of July. A small group will gather at 8-10am to participate in the annual parade from 10am-12pm. The larger group will then proceed out FM12 to Milagros for lunch, travel along the backbone, across slime bridge, along FM1492, then a stop at Jean's Antiques for some shopping time. Then the Kirkham's will host the club at their home for dessert to wrap up the day.

## Other Events

- June 19th – Great Race starts in San Antonio.
- Hill Country Corvette Days in Marble Falls on August 14-15, 2021.
- Belmont Village Mini Tour on November 6, 2021.



Corgi Toys


- Please sign up if interested in putting on a Mini-Tour.
- April 2022 is the month for the Rio Grande Valley Texas Tour.
- April 28th thru 30th, 2022, are the dates for our next Pate Swap Meet.

**Member Projects** George is trying to get the parts together to put a top on his 1928 'HR' Roadster. Also, we need to repair the spring on the Club Trailer. It quit working at the last swap meet.

**Program** D.J. provided the presentation tonight on his

'toy' car collection. He brought part of his massive collection of Meccano Dinky Toys and Tootsie Toys. They are 1/43rd scale cars made to correspond to the Hornby 'O' gauge train sets. He also had some British Corgi Models from the 20's and 3 plastic cars that were built to 1/25th scale that he's had since "Old Pate."

D.J. passed some of the cars around so we could all see them. It was an interesting program and was appreciated by all.

**Adjourn** The meeting was adjourned at 8:05pm. 

# Road Trips

## Some Days You Just Can't Catch a Break

*By Bob and Karen Ross*

This story concerns our 1951 Mercury 4-door Sedan that we once owned. This was some few months after we had joined the Early Ford V-8 Club in Austin. I saw an ad in the paper for a 1951 Mercury sedan and the price tag was reasonable and right for our budget. We had to let our 1957 Chevy 210 4-door sedan go as it needed extensive front-end work. The shocks, king pins, the ball joints, and the steering rod connections were shot. I was looking at about 2 to 3 grand at least to get it fixed. The Merc was only \$1000 and that we could afford.

We (Karen, Sean and I) piled into our 1976 Pontiac Ventura Coupe and headed up 183 North. It was WAY up north to us living at Bergstrom, AFB at the time. The lady I spoke to about the car said that I should turn left at the Dunkin' Donut shop onto Oak Knoll and head south and should see the green car in the driveway. After driving what seemed to be a couple of miles, we spotted the huge green monster in a driveway. It was two-toned green and

looked huge compared with our old 1957 Chevy. It was about the same length but was at least a foot taller. The lady I talked to came out and said that her husband had driven it back and forth to work at IBM. It was a V-8 and had overdrive. The body was in great shape and needed nothing. But the overdrive only worked when it wanted to, and it did overheat if driven too far. That was the reason for the low price. The interior was in great shape.

We haggled a bit and settled on a price (about \$50 less) and we set off for the base. I topped the radiator off at her place and started back. Sean and I climbed into the beast with Karen following us in the Ventura. We got about to Lamar when we had to stop at a gas station and add more water and antifreeze. The lady was very right about it liking to overheat. Sean and I limped it back home and I put it into our carport behind the duplex. I waited until it had cooled off (for a day) and then drained the radiator and engine completely and refilled it all with a 50-50 mix of water and antifreeze. I checked the

solenoid for the overdrive and the wires were corroded as they were right next to the transmission under the car and got a lot of road stuff thrown on it. I rewired the two connections to the solenoid and it worked better – just not all of the time. Later it was discovered that the solenoid was bad. The fellow in Tennessee who bought it had it rebuilt and never had a problem with it since. He had the same problem I ran into – which was not being able to locate a suitable replacement solenoid.

We drove the car for some time like that and even tried to make a trip up to Salado but we got to just north of Georgetown with my mother-in-law and all of us in the car when I ran out of the 4 gallons of mix I had kept in the trunk. We got a friend to drive Karen and her mother home and Karen brought some more Antifreeze and water back and we made it home after the heat of the day cooled. I found out when we got home that it was 103 that day. No wonder the Mercury overheated. →



# Road Trips

(continued) In March of 1985 we wanted to go to the Early Fort V-8 Texas Tour in Burnet. So, in January I ordered a wiring harness from JC Whitney that came from Argentina. Nights after work and weekends I rewired the Merc from headlights to taillights. When I was done, I had a couple wires left that went to something but I could not tell what as my car didn't have those wires. Karen and Sean were flabbergasted when I was all done and the Green Beast started right up and ran great. I have never professed to be a great mechanic, but I'm a fair shade tree one. It still

had some overheating problems but, for the most part, the overdrive would work for long periods of time – say for 50 to 60 miles and then it would just drop out.

It took Karen and I all day to drive from south Austin up to Burnet by following highway 71 to Marble Falls and then over to Burnet. We would drive for a while and then must pull over and let the engine cool down. We made it to Burnet and enjoyed the tour and had only a couple of problems on the tours. At banquet night I stood up and talked about all of our

problems getting ready for the tour and on the way to it for the Hard Luck Trophy. I got a lot of comments about my first wiring job and sympathy about having troubles getting to the tour. Then some guy who bought a 32 Ford in Minnesota and his son drove it back from there. He stopped in St. Louis to get duals put on it and the muffler guy cut a hole in the frame to run the duals. Well, he got the hard-luck trophy for that. He had no problems other than that and won. I'm still not sure how his hole beat my overheating and amateur wiring job, but that is the breaks, I guess.



BOB ROSS

1951 Mercury 4-Door Sedan

# Barn Finds

## Pate 2021 Finds

Report and Photos By DJ Stamp

I didn't get the full story on *Camino Reaylle*, but I did have a brief conversation with Richard the owner and can provide some insight on this car. He lives in the southwest corner of Iowa and brought the car down to Texas from there.

It started out life as a 1957 Chevrolet 4-door sedan and was purpose built to haul his chopper motorcycle. I believe it is from the shop of George Barris – one of the most famous custom car designers of the 20th century. It has George Barris' signature in 2 places and the Barris medallion on the side of the car. George Barris named the car “Bubbles Reaylle.” There are lots of custom details such as the headlight trim, 59 Cadillac taillights, no exterior door handles, period non-functional spotlights and more. I did not inquire as to the price of the vehicle but they were soliciting offers. Its sale status at Pate Swap Meet remains unknown but was definitely a pleasant surprise when I found this car in the swap meet.

Thanks to Richard for bringing it to the event and hope you enjoyed Texas and plan to return. It will be much better when we return to the west side of the speedway next year.





# *Barn Finds*



Fire hydrants for Great Dane to Chihuahua were to be found at the 2021 Pate Swap Meet



# Around Town

## Great Race 2021

Report and Photos by DJ Stamp

My usual Father's Day gift is to help with the annual Father's Day Car Show. Since that wasn't happening again this year and I'm so darned efficient, Pat and I celebrated Juneteenth and Father's Day in one fell swoop and went to see the Great Race when they stopped in San Marcos for lunch. Our lunch followed with nachos from Mima's Kitchen in Wimberley. It's been just about 30 years since the Central Texas Region AACA hosted the Great Race. It was Audra's first event at the ripe old age of 4 weeks. Since that time, we've had several club members participate in the Great Race. First Ruth Petty in a 1927 Chrysler roadster and then Jerry Corona's 1912 Chevrolet speedster – both with help from several club members.

The race has changed a lot since then with far fewer early cars. Dick Burdick's Great Race winning 1917 Hudson speedster was there under new ownership. There was a very loud American La France speedster in this year's race. American La France was an American manufacturer of fire trucks and apparatus and I believe this speedster is a converted fire truck since none of the 22 cars the company produced from 1910-20 are known to exist. The Blues Brothers 1974 Plymouth *Bluesmobile* was a notable entry but in a very different way from the 1937 Lagonda drop head. Austin Healey was represented with a 1968 Sprite. There were cars on the entry list that we did not see in San Marcos such as the Aston Martin DB5, Jaguar E type, 1917 Peerless and Jensen Interceptor.



Great Race 2021 – San Marcos, TX – June 19, 2021



# Around Town

## Car Shows and Cruise-Ins


*Text and Photos by Leif Allred*

Over 100 unique cars, trucks, and motorcycles showed up on the first really hot summer day for the Stephanie Nichol's Cruise-In at Pok-e-Jo's in Georgetown. Participants register when they show up and the lot was overflowing with great vehicles and fun people. Good BBQ and air conditioning were next door and music played over the show field. Trophies were awarded for Best Pick-Up, Best Muscle Car, and Stephanie's Pick.



**Stephanie Nichol's Cruise-In at Pok-e-Jo's – June 11, 2021 – Georgetown, TX**



Pistons on the Square is back to normal with 8am being the new late and overflow filling up. This Mercury Monterrey has quite a unique add-on looking dash with controls requiring contorting around the steering wheel . . . and my favorite Corvette. 



**Pistons on the Square – Georgetown, TX – June 19, 2021**



# Technical Corner

## Power Steering Pump Rebuild – 1955 Series 62 Cadillac

*Instructions and Photos by Wayne Heikkila*

I just finished rebuilding the power steering pump on Bob's 1955 Series 62 Cadillac. It leaked so bad that Joe and I filled it at Bob's house and it was empty when we arrived at Joe's garage 15 miles away. I started by ordering the rebuild kit and instructions from Cadillac Parts Limited. Mike is very knowledgeable on Cadillacs.

four bolts that hold the body together and then you can separate the front (Figure 2b), center (Figure 2c), and rear (Figure 2d) – the center has the pump. The front has both bearings and the seal. After you remove the front snap ring, you can tap out the main shaft with the front bearing. You can now press off the front bearing and remove the seal and rear bearing from the front part of the body. There is a little more to it but that is the general disassembly.



**1955 Series 62 Cadillac – 331 cu in engine**

After I received the kit, I removed the pump (Figure 1) and cleaned the outside very well. This reduces any dirt from getting inside. I removed the front pulley (Figure 2a) and the keyway from the shaft then the four bolts that hold the reservoir (not shown) on the body. With the reservoir removed, you can detach the



**Figure 1: Power Steering Pump**



**Figure 2: Power Steering Anatomy**



# Technical Corner

After a good cleaning, you install the rear bearing and the front seal. Install the front bearing on the shaft sliding the shaft into the front body making sure it is seated all the way then install the snap ring. Set that off to the side. Clean the pump and lubricate it and set to the side. Clean the rear body, lube it and set it aside.



**Power steering pump: Rear Section**



**Power steering pump: showing reservoir mounting pads and hose connections**



**Bearing and Seal**



**Reservoir seals and hardware**

Now for the reassembly. Place a new o-ring on the front body and align the pump with the front body. Install the new o-ring and slide the rear body together to the back of the pump. Install four bolts and torque to specification. Install mounting bracket and both gaskets for the reservoir then the reservoir and the four bolts torquing them to spec. Install key and pulley. Reinstall pump, bleed system and, if you did everything correct, you should have a non-leaking and noise free pump.





# From the Internet

## Car SOS

By DJ Stamp

When the pandemic lockdown was on, sometimes I watched a little more TV than normal – usually staying up late to do so. During one of my late night soirees, I discovered *Car SOS*. This is a British car show with a twist – they resurrect cars for folks with special situations and needs. This particular episode is about a Sebring Sprite and Sir Stirling Moss. *Car SOS* may be found on The History Channel, which for us was found on Disney+ and elsewhere. Episodes can also be found on Youtube.com, which is where the following links are from.

They are not complete episodes but provide an idea of the format and content. I think it was this episode where they searched for Healey parts and there was a 100 S in the show room of the parts store.

### Interview / Teaser

<https://youtu.be/szJqsvSwurg>

### Search for the correct engine

[https://youtu.be/V\\_WKegj6FRo](https://youtu.be/V_WKegj6FRo)

Just this evening I watched an episode about a Singer Lemans. As they say on the show: "BRILLIANT!" There are many seasons and plenty of episodes per season to make for many pleasurable hours of viewing. Enjoy!!



**History Channel – Interview with Sir Stirling Moss**  
**Things that go together: Racing, Crumpets, and Women**



**Stirling Moss Sprite Special Engine**  
**Notice the proper working height is to kneel down**



**1961 Austin-Healey Sebring Sprite**

# Membership

## Pay Dues Online

Become a member of National AACA and Central Texas Region (Road Relics) today!



## Leaders

### President

Greg Herbert

### Vice President

John Anderson

### Treasurer

Laura Pressley

### Secretary

Sue Graner

### Directors

Gary Baker

Rich Bassemir

Wendell Bell

Joe Peter

DJ Stamp (Pate Rep)

Leif Allred (Past Pres)

### Mini-Tour Chair

Jim Rankin

### Membership Chair

Wayne Heikkila

### Sunshine Chair

Ronnie Burt

### Programs Chair

DJ Stamp

### Club Gear

Adriana Meyer-Alonso

### Webmaster

Rich Bassemir

## Club Merchandise

Vests	\$18
Club Shirts	\$15
Rain Ponchos	\$15
Ball Caps	\$15
Texas Flag Badge	\$2
CTR Window Sticker	\$1
2017/2019 FDCS T-Shirts	\$Offer



**Contact:** Adriana Meyer-Alonzo  
240-772-0377  
[np2014sa@gmail.com](mailto:np2014sa@gmail.com)



## Mini-Tours

Have a slow car? That makes you the leader. Modern cars are always welcome – they follow the pack and pick up parts that fall off. Lead a Mini-Tour!

[jlrain1961@sbcglobal.net](mailto:jlrain1961@sbcglobal.net)





# National News

## National News, Notifications, and Nudges

*As Reported from AACA emails, Antique Automobile Magazine, Website, and Mailings*




### Rediscovered Treasures

By Wayne Tuck  
Executive Vice President

While sorting through cabinets and shelves in my garage, I began to wonder: Why did I save all this junk?

Motorcycle parts for bikes I have not owned for over ten years? I don't recall ever having a vehicle that was the color of this bottle of touch up paint. Cords and accessory wires that don't fit anything I own? It's time to discard some of this stuff. A stack of license plates from vehicles I owned in the past? Could I be in trouble with the State Motor Vehicle division for not turning these in? After a second look, wait a minute, a white colored New Jersey plate? New Jersey never had a white plate! On second thought, New Jersey is one of those states that requires a front license plate. In celebration of this country's bicentennial, the state authorized a special commemorative plate to be used in place of the regular front plate from 1975 thru 1977. This plate had a white background with

red and blue "NJ 76" in the center circled with 13 blue stars representing the original colonies and letters in an arch across the top state, "Crossroads of the Revolution." New Jersey saw 296 engagements with the British within our state – more than any other state. There were many major battles fought here. I had forgotten I ever owned that plate. I proudly displayed that plate on the front of my 1971 bright yellow Volkswagen Super Beetle convertible. The plate is in "like new" condition. I can put this on my wife's 1976 bright yellow Volkswagen Super Beetle Convertible! History repeats itself. How fitting, a rediscovered treasure. I'm sure we all have some simple treasures stored away and forgotten. I intend to continue looking. 🚗



## Letter from the Editor



Do you add items to your "to do" list that you've already completed just to give you that ultimate satisfaction of scratching it off the list? Sometimes, it is just a plethora of little items that need tending making the tasks daunting. Makes crossing them off that more pleasurable! Get a little done each day to make the list quickly dwindle. The front spring replacement [next month] on the Model A is done, the (hidden) leaking heater hose on the Packard is fixed, and the air conditioning is recharged (leaked out during Snowmageddon) on Big Truck so it is blowing cold just in time for our hot Texas summer. Even the "modern" car list has shrunk – actually, the wallet did too.

*Leif*

# Calendar

## July 5, 2021 8:00am-2:00pm

INDEPENDENCE DAY PARADE and MINI-TOUR  
Wimberley, TX

## July 11-16, 2021

VINTAGE TOUR  
Wellsboro, PA (see Flyer page 16)

## July 13, 2021 7:00pm (or earlier for dinner)

MONTHLY MEETING (FACE TO FACE)  
Catfish Parlour South  
4705 E Ben White Blvd, Austin, TX 78744

## July 22-24, 2021

GRAND NATIONALS  
New Ulm, MN

## July 25 8:00am – 3:00pm

INAUGURAL SIENA CAR SHOW  
Buck's Backyard, Buda, TX  
(See Flyer page 16)

## August 13-14, 2021

WESTERN FALL NATIONALS  
Loveland, CO

## August 14-15, 2021

HILL COUNTRY CORVETTE DAYS  
Marble Falls, Burnet, and Highland Haven, TX  
John Tiemann at john68073@yahoo.com  
Cell: 512-658-4619

## September 2-3, 2021 8:00am-12:00pm

LONESTAR ROD AND KUSTOM ROUND UP  
Travis County Expo Center, Austin, TX  
<http://www.lonestarroundup.com/>

## September 9-11, 2021

SOUTHEASTERN FALL NATIONALS  
Greenville, SC

## September 12-17, 2021

REVIVAL AAA GLIDDEN TOUR® (VMCCA)  
Saratoga Springs, NY

## October 2, 2021 9:00am-3:00pm

MARBLE FALLS MAIN STREET CAR SHOW  
Main Street, Marble Falls, TX  
<http://www.marblefallskiwanis.org/>

## October 6-9, 2021

EASTERN FALL NATIONALS  
Hershey, PA

## October 11-15, 2021

SOUTHEASTERN DIVISIONAL FALL TOUR  
Mt Airey, NC

## October 16, 2021 11:00am-4:00pm

WESTLAKE CLASIC CAR SHOW  
2902 Sam School Road, Westlake, Texas 76262  
<https://www.westlakeclassiccarshow.com/>

## October 18-22, 2021

CENTRAL DIVISIONAL TOUR  
Broken Arrow, OK

## November 11-13, 2021

SPECIAL WESTERN NATIONALS  
Phoenix, AZ

## November 6, 2021

BELMONT VILLAGE MINI-TOUR  
West Lake Hills, TX

## November 12-13, 2021

VETERAN'S WEEKEND CAR SHOW  
Bastrop, TX  
<https://www.bastropareacruisers.com>

### LEGEND

☐ Monthly Meetings

☐ Special Events

☐ Road Relics Mini-Tours

☐ National Meets and Tours

☐ Local (unofficial) Events



# Calendar

**FREE and open to the public!**

## INAUGURAL SIENA CAR SHOW

**SATURDAY, JULY 24, 2021**  
(Rain Date: July 31, 2021)  
**8:00 AM to 3:00 PM**  
**BUCK'S BACKYARD, 1750 S FM 1826, BUDA, TX**



**BENEFITING**  
The Autism Society of Texas & Knights of Columbus Local Charities

<p><b>PRIZES FOR:</b></p> <ul style="list-style-type: none"> <li>• Top 25 Entries Selected</li> <li>• Best of Show</li> <li>• Knights' Choice</li> <li>• Auto Club Most Entries</li> <li>• All classes &amp; types welcome</li> </ul>	<p><b>OTHER ACTIVITIES:</b></p> <ul style="list-style-type: none"> <li>• Music, Food Truck, Refreshments</li> <li>• First Responder Vehicles</li> <li>• Military Vehicles</li> <li>• Family friendly, kid's events!</li> </ul>
---	--

**REGISTRATION: \$25 (online) \$35 (at the gate)**  
Registration opens **June 1, 2021** (free t-shirts to first 25 registrants)



Register online at: <https://kofc8156.org/car-show>  
Or, download, complete form and mail with check to:  
KofC 8156  
4800 Convict Hill Rd.  
Austin, TX 78749  
(512) 222-7690



Visa, Mastercard, Discover, American Express accepted



**Central Spring Nationals**  
**July 1-3, 2021**  
**Auburn Auction Park**  
**Auburn, Indiana**





*"Lost in the Woods"*

**2021 AACA Vintage Tour**  
**Lock Haven/Wellsboro, PA • July 11-16, 2021**

## Scranton Region 50th Anniversary Collector Car Show

**Flea Market / Car Corral / Craft Fair**



Scranton Region 50th Anniversary Show Car  
1927 Packard Model 449 Phaeton

Show Vehicle Owned By: **Neil & Nicole Horvick**

1st Place 2nd Place 3rd Place



22" 21" 19"

## ALLIED SERVICES/MET LIFE

**Sunday, July 18th, 2021**  
Abington Executive Park, Morgan Highway, South Abington Township.

**GATES OPEN AT 8:00AM**  
**ADMISSION IS ONLY \$3.00 PER PERSON**  
**CHILDREN 12 AND UNDER ALWAYS ADMITTED FREE!**  
**DASH PLAQUES TO THE FIRST 300 VEHICLES**

 **And Featuring Frank Gervasi of "The Poets"**

For Up-To-The-Minute Show Information Please Visit Our Facebook Page or Website @ SRAAC.net

\*ALL CDC and COVID GUIDELINES TO BE FOLLOWED  
MASKS AND SOCIAL DISTANCING WILL BE OBSERVED

Proud to Once Again Support  
Allied Services Charitable Organizations  
Operation Troop Appreciation  
Alex's Lemonade Stand






# FOR SALE BY OWNER

Club Classified Ads



**Wilson Generator**  
GDZ4818 6V R03  
MADE IN CANADA



**Tinned Meat Food Chopper**  
ENTERPRISE MFG CO. PHILA USA



**Pair of Jacks**  
W.E. PRATT MFG CO CHICAGO



**Ford Jack**  
ACKER MFG CO  
RACING WIS 215



**Antique Jack**  
92-8061

**\$ Make Offer (donation)**  
FenderTalk@outlook.com  
512-350-3825



**Toy Cars: Free to good home**  
jeanne\_frank@hotmail.com



**Lost and Found**  
Bungee Bundle found at Pate  
DJ Stamp 512-288-5121



**1967 Chevrolet Camaro Convertible:**  
Original 327 engine block 2V (ME Code) with Powerglide two-speed transmission "Barn Fresh" unrestored and running car. Original black Interior. Original Paint was Butternut Yellow.

**\$18,000 Firm.**  
John Hubler 512-426-0704  
john\_hubler@amat.com