

# FenderTalk

Official Publication of the Central Texas Region-Antique Automobile Club of America

Vol. 35, No. 8

*"Road Relics"*

August 2021

## FEATURES

### Past Activities

#### **5 Wimberley Independence Day Parade and Mini-Tour**

*By John Robertson*

### One That Got Away

#### **8 My 19?? CJ Jeep**

*By Sue Graner*

### Upcoming Events

#### **10 August 2021 Mini Cruise**

Lampasas, TX

*By Jim Rankin*

### Technical Corner

#### **11 55 Caddy Repairs**

*By Wayne Heikkila*

### Around Town

#### **12 Knights of Columbus Classic Car Show**

*By DJ Stamp*

## DEPARTMENTS

- |                             |                          |
|-----------------------------|--------------------------|
| <b>2</b> Steering Column    | <b>14</b> National News  |
| <b>3</b> Secretary's Report | <b>15</b> Calendar       |
| <b>13</b> Membership        | <b>17</b> Classified Ads |



4

DJ STAMP



5

WENDELL BELL



11

JOHN ROBERTSON



12

DJ STAMP

# *The Steering Column*

Time is passing quickly for me this year and I am amazed that it is already August. The summer heat has arrived but, at least for now, it is significantly cooler than last summer. Get your car out of the garage and join other club members for the upcoming mini tours and the car show hosted by John Tiemann and the Longhorn Corvette Club.

Our club meetings will continue at the Catfish Parlour on the second Tuesday of each month, and everyone is invited to join the group for dinner prior to the meeting. Hope to see you at Catfish Parlour on August 10th.

Greg Herbert, President CTR-AACA



The Antique Automobile Club of America is a non-profit organization dedicated to the preservation, restoration and maintenance of automobiles and automotive history.

[www.aaca.org](http://www.aaca.org)



Road Relics is the Central Texas Region of The Antique Automobile Club of America. [www.CentralTexas.aaca.com](http://www.CentralTexas.aaca.com)

## *FenderTalk*

FenderTalk is the official monthly publication of The Road Relics and is distributed to all members in good standing. Editor: Leif Allred

[FenderTalk@outlook.com](mailto:FenderTalk@outlook.com)



@centraltexasrr

©2021 Central Texas Region AACA  
Opinions expressed by authors who contribute to FenderTalk are their own and do not necessarily reflect the official policy of AACA. The AACA and Road Relics logos and content may not be used without the club's written permission.

# Secretary's Report

## Minutes of Road Relics Meeting July 13, 2021 (In Person)

*Submitted by Sue Graner, Secretary CTR-AACA*

**Meeting** The meeting came to order at 7:02 PM.

**Membership** Wayne was not able to attend tonight but sent word that there were no new members this month.

**Secretary's Report** Sue's minutes of the June meeting were published in the recent FenderTalk. Bob R. made a motion to accept them, the motion was seconded and unanimously approved by the group.

**Treasurer's Report** Laura P. was not present tonight, so we have no report.

**Sunshine Report** Ronnie could not attend the meeting tonight (she's having knee replacement surgery on the 23rd of July) so Paul filled in for her. He reported that Barbara B. would be having back surgery on the 9th of August. Greg reported that Rich B.'s mother passed away last week. Sue G. offered to send him a card on behalf of the Club. She also mentioned that she sent a card to the Kirkham's as a

thank you for their hosting the club after the last mini-tour in Wimberley.

**Website** Rich B. also sent word to Greg that he has been working on adding different photos to the site. He also found out that an Insurance Company was offering to help improve websites for a non-profit, so he entered our club into the competition. He really appreciates all the members sending in additional photos in order to keep the site updated and fresh.

**Newsletter** Leif A. was not able to attend tonight either. We do appreciate the beautiful job he does every month with the FenderTalk. Members, keep those articles coming; it really makes the editor's job so much easier.

We ran through a couple more Trivia questions that Greg had posed to the Club a couple of months ago in between regular topics.

**Current Events** The Great Race ran from San Antonio

through San Marcos and on across the country to Charleston, S.C. D.J. said they stopped to see a little car show on the square in San Marcos and had a good time. The race continued onto Temple for the night, and finally ended up on the East Coast.

**Mini-Tours** Jim R. has planned a trip to Lampasas for August 28th. There's an area where the town is restoring old buildings that's quite interesting to see.

There was some discussion about planning another tour in September, so it was agreed that we would do the Lampasas trip on the last weekend in August, and another trip to the Memorial Miniature Golf near Buda (old 1626 and 45) in September sometime. It's a mini golf course set up with a Memorial WWII Museum. There is also a "Rock and Roll" Car Museum in the Warehouse District, that includes cars, motorcycles, several other vehicles and a Russian boat. →

<https://memorialminigolf.com/>



# Secretary's Report

**Upcoming Events** July 24th in Buda – Car Show put on by the Knights of Columbus (St. Catherine of Siena Catholic Church).


The Longhorn Corvette Club is hosting a show in Marble Falls, August 14th and 15th. John T. said to contact him (512-658-4619 or john68073@yahoo.com) if interested in entering the show in Marble Falls, or if you had any questions at all about it. Apparently, the location is a good one, so the show should have a large turnout.

**Projects** Jim R. told the sad story of how the brand new, just installed power antenna on his '57 Chevy was destroyed when he and his wife ran down the garage door.

George B. told about his son taking his Corvair out for a drive when the generator light came on; it was running real hot because the belt was apparently not the right size. It was suggested by one of our members that, after the engine got that hot, George should definitely change the oil.

We broke for dessert at 7:40 PM so that we could begin our presentation for the evening.

**Program** Bob R. found a great website with the “Best Cars from Defunct Automakers.” He spoke briefly about 14-15 vehicles that were great in their day, but no longer being made. Be sure to check it out.

**Adjourn** Karen R. made the motion to adjourn just as Bob finished; the meeting was therefore adjourned at promptly 8:00 PM. 



PHOTOS BY DJ STAMP

Great Race 2021 – San Marcos, TX – June 19, 2021



# Past Activities

## Wimberley Independence Day Parade and Mini-Tour

*Report and Photos by John Robertson*

A small group of Road Relics members participated in the Wimberley 4th of July Parade on Monday, July 5th. The parade began assembling at the Wimberley High School early in the morning with rain clouds looming and a 70% forecast of rain. In spite of the rain prospects, a large turnout of local floats, decorated cars, truck, specialty vehicles and the Road Relics participants assembled to celebrate America's Declaration of Independence Day. Road Relics member vehicles in the parade with their owners and friends were a 1917 REO (George Pierce/Wendell Bell), a 1930 Packard and 1956 Oldsmobile 88 Coupe "Rosie" (Joe and Lizette Peter and family) and a 1953 Ford F100 Truck "Hickory Sticks" (John and Connie Robertson). Richard Luciano and wife were scheduled to attend with their 1957 Thunderbird but had overheating problems and did not want to chance the long drive.

The parade began at 10am and finished at 11am after crossing the Blanco River Bridge on FM12. The anticipated rain held off until after



JEANNE FRANK

**Wimberley, TX – July 5, 2021**

the parade crossed the bridge. There was a great crowd turnout with lots of celebration, colorful outfits, signs, well wishes and thanks for those in the parade. →



**Antiques Underway**



**Independence Day Parade – Spectators**



# *Past Activities*



1917 REO



Ceale Kirkham and Sue Graner



Lizette Peter and Granddaughter



1930 Packard



1953 Ford F100



Karen Ross and Bob Kirkham



1956 Oldsmobile



Jeanne and Karl Frank, Wendell Bell, and neighbors Lance and Abbie Miles



# Past Activities

→ Following the parade, the Road Relics group continued down FM12 to Milagros Mexican Restaurant where they gathered along with other members for lunch. Those in attendance for the lunch included Karl and Jeanne Frank, Joe and Lizette Peter and family, George Pierce, Wendell Bell, Gary and Sherry Potter and Sylvia Roberts, John and Connie Robertson and Wally and Sue Graner.



**Milagros Tex Mex for Post Parade Lunch**

The Mini-tour scheduled after the lunch had to be cancelled following a scouting report of the route the previous day discovered that Slime Bridge, a water crossing over the Blanco River had 5" to 6" of rushing water crossing it and the far side roadway had a very steep, wet (and possibly slimy) incline posing potential problems for exiting the crossing. Other routes were investigated but none were found to be acceptable or accessible.

After lunch the group caravanned to Bob and Ceale Kirkham's home for dessert. Although the mini-tour was cancelled, the drive to Bob and Ceale's mountain top home in Paradise Hills Neighborhood was in itself an

experience climbing to the top on the winding and very steep roadway. At the Kirkham's home the group was greeted outside by Ceale and Bob's beautiful 1955 White over Red Cadillac coupe "Miss Scarlett." Ceale and Bob prepared a wonderful assortment of cookies and colorful red, white and blue cupcakes and homemade lemonade. Those members in attendance included Jay and Kay Rester, Wendell Bell, John and Connie Robertson and Wally and Sue Graner along with personal friends of Bob and Ceale Lance and Abbie Miles, and Bob and Karen Ross. All was enjoyed while visiting and admiring the beautiful view of the deck scenery, hummingbirds, hawks sailing by and the Blanco River in the distance. Many thanks to Bob and Ceale for opening up their home to the Road Relics group.



Thanks for putting together the Wimberley Parade event for the Road Relics. It went well and was great fun. --**George Pierce**

The dessert portion turned out nicely despite the intermittent rain. Eleven people attended including Bob and Karen Ross. We also had a neighbor couple who own a vintage Japanese Z car that we would like to get interested in RR membership. It was a good social for Bob who wore his patriotic flag shirt while I set a festive table with lots of cookies and cupcakes with my lemonade being the biggest hit for a group of hot and perspiring people. I think those who attended had a good time. Bob and I did and are glad we participated. --**Ceale Kirkham**

After lunch, we headed directly to the Kirkham's who have a wonderful very custom home designed Mr. Kirkham with spectacular Hill Country views! --**Wally and Sue Graner**

# One That Got Away

## My 19?? CJ Jeep

*Text and Photos by Sue Graner*

My second husband and I were living on the western border of Arizona in the hottest place in the country – most summers were 101 degrees in the shade – Bullhead City. The name came from a large rock formation that is now submerged as a result of building the Davis Dam that created Lake Mohave.


We bought the old Jeep in 1994 from Van's brother-in-law who resided in Tucson; it hadn't been driven in at least 10 years but was started from time to time where it sat behind the workshop. We bought the vehicle for \$500 flat. After we drove it around the horse arena several times, we decided that the gas gauge wasn't operating but everything else seemed to work. There was a rusted through floorboard on the passenger side and the upholstery was in shambles as it had been left in the blazing sun all that time. It had a white vinyl top, with side curtains, two seats in the front, a bench seat in the back, and had a jerrycan and spare tire mounted on the tail gate.

The trip home was 345 miles which took us seven hours being very cautious about overheating. We stopped five times as I recall to top off the gas tank (since we had no way of knowing the capacity of the tank or MPG we would get) and made it home well before dark. There weren't that many gas stations on the way home as we were pretty far removed from civilization. Our place sat on top of a hill, overlooking the Colorado River with Laughlin, Nevada in the distance.

We didn't realize it then, but this hill near our home turned out to be the "TEST HILL from HE!!." We noticed several times a week during the summer that we would see secret cars (we

found out later Ford and Chevy) that were basically covered with thick opaque plastic being driven uphill to see how the vehicle would handle the grade. All you could see was the driver through the uncovered windshield.

The first thing we did for the restoration was to replace the gas cap, buy a set of wheels and new tires, and visit the local auto supply stores to discuss painting the jeep. Van was quite handy but had never painted anything bigger than a cast iron patio table with a spray can. We settled on an original color, which I recall was Autumn Yellow and special ordered it. After much discussion (yellow is apparently the hardest color to DIY, as it is quite translucent and takes extra coats to cover), he figured out the best way to make a spray booth in the garage, then bought plastic sheeting and the spray gun. After many hours of prep, applying Bondo, primer, sanding and so forth, the jeep was ready to be painted. →



**Our Jeep – after paint but before other work**



# One That Got Away

(continued) I distinctly remember that the entire time we lived in that house, everything in the garage had a slight yellow cast to it. The paint job actually turned out very well, I'd say. He really wanted it to be as perfect as possible.

After we installed more substantial rollbar, I started work on the upholstery. The only time I had ever tackled seats was when he bought his college grad daughter a sports car that the bucket seats needed recovering – my 'practice set.' The fabric I chose for this Jeep was a sturdy tan faux leather. I was very pleased with the results and have been looking everywhere for the final photos. I even figured out how to make a Bimini top out of black vinyl, as the original top was 'totaled.' Someone in town had a Jeepster and was kind enough to allow me to take measurements of their top so I could make a pattern for ours. We finished out the floor with a sand color Berber carpet that was left over from the house redo.



**Jeepster in Bullhead City – Bimini Top Pattern**


This car was so much fun to drive and we never had a lick of trouble with it. There were numerous places nearby to go exploring in the hills and canyons. When the kids came to visit, they loved going out in the Jeep for picnics and off roading. The most fun we had, though, was running the road up the hill back home from town and passing everyone with ease, as their

vehicles were straining to make the grade. That low gear was something else.

I've been searching the internet, trying to figure out exactly which year this Jeep was built. I remember it was a CJ version, and don't think it had been changed out or restored in any way until we purchased it. The windshield wipers were mounted on the top of the windshield, and it had the flat undivided windshield. It also had the rounded back tire wheel well, came with the back seat, a jerrycan and the spare attached to the tailgate. It wasn't the same profile as the Jeepster; it had the short back end. If anyone has any knowledge of these great little vehicles, I'd love to know what your best guess is.

Apparently, I was destined to marry guys who loved old cars. I have several stories about my first husband, who is an avid collector. He even has a couple of vintage fire engines and at least three army tanks; which the grandsons all love to climb on now. I spent many a Saturday evening during high school holding work lights and passing tools to him or just keeping him company in the garage as he restored a '34 Dodge and a '50 Chevy Business Coupe.

My second husband was a salesman most of his life, a used car guy for many years, sold Toyotas, then moved on to his own business. When we began travelling in a motorhome, I had to help him change spark plugs because his forearms were too big to work on them in the tiny space allotted. The Jeep in this story was the only car that we re-did together, though. For whatever reason, ever since I ran across the photo of it last week, I have been absolutely obsessed with finding out more about it.

Oh, and the third time is the CHARM! 

# Upcoming Events

## August 2021 Mini Cruise

*Plan and Photos by Jim and Lynda Rankin*

Mark your calendar on August 28th for the next Road Relics mini cruise. It is no secret that Lampasas is one of the most interesting towns in Central Texas. We won't be able to see everything in one day, but we will hit the highlights arriving at 10am on the historic Lampasas Courthouse square. Within a couple of blocks in any direction you will find the Lampasas County Museum, the old train station, The Trading Post Antique Mall and other interesting businesses. We will spend a couple hours exploring before heading to lunch at Alfredo's Mexican (and American) Restaurant. They do not take credit cards but have an ATM machine and have indoor and outdoor seating. After lunch, we will drive through town to view old homes and landmarks from when the town was a well known destination for its healing spring waters. We will end our tour with an ice cream sundae or cold soda at Storm's outdoor pavilion. Watch for the murals around town. Modern cars are welcome.

The tour will have two starting points:

- South location (meet: 8:00am at Goodwill at the "Y" in Oak Hill) led by Jim. The south group will travel 75 miles on 71 and 281 through Marble Falls and Burnet.
- North location (meet: 8:30am at QuikTrip in Liberty Hill) led by Leif. The north group will travel 38 miles on back roads through Bertram.

Due to the changing health requirements, masks may be required indoors and some indoor venues may not be available. Let's get out and enjoy the camaraderie and hill country scenery.

Sign up at August meeting, 512-689-3885, or [jlrarkin1961@sbcglobal.net](mailto:jlrarkin1961@sbcglobal.net).



**Lampasas County Museum and Exhibit**



**The Trading Post Antique Mall**



**Lunch at Alfredo's (no credit cards)**



# Technical Corner

## 55 Caddy Repairs

*Text and Photos by Wayne Heikkila*

I am still working on Bob's '55 Caddy and just finished rebuilding the front brakes having replaced both front brake hoses and wheel cylinders, packed the front bearings and replaced the front seals. I also replaced the front sway bar bushings but haven't driven it yet. I have only gravity bled the brakes, but I would like to have some help to insure all the air is out of the system to make sure the brakes are working properly.



**Figure 1: Front Brakes**

The next item I tackled was the rod that holds the air cleaner tight was loose. I had to disassemble the carburetor to find out why and it turned out that the threads in the body were stripped out. So I went and got some 1/4-20 Helicoils. I took the proper drill bit and cleaned the hole in the base very gently as it was egg shaped. Then I tapped the base and installed the Helicoil. With everything going according to plan, I reassembled the carb and reinstalled it on the car. I started the car to allow it to warm up so carb adjustments could be made. While I was waiting, I figured I should look at the next item on the list – the electric windshield wipers. Just as I was about to get under the dash, I




**Figure 2: Carburetor**

could smell a strong order of gas. Thinking I had left something loose, I walked around to the front of the car and, as I did, I could see that the fuel pump was dripping. This was not in my plans. I turned off the car and went back to the wipers. What I found was the power wire was disconnected and that I needed to find where it had been connected . . . but that will be on a different day.



**Figure 3: Helicoil and Tap – thread repair kit**

After the car gets running, it needs to go to an exhaust shop. The driver side exhaust pipe has a crack in it where it bolts to the manifold. The next morning, I did some research on a replacement pump. With no luck, I ordered a fuel pump rebuild kit. When I'm done, I will know a lot more about mid 50'S caddies. 



# Around Town

## Knights of Columbus Classic Car Show

*Text and Photos by DJ Stamp*

The Knights of Columbus from St. Catherine of Sienna had their inaugural car show at Buck's Backyard near Buda. I gave them some advice during their planning stage, but they had a nice car show anyway. Pat and I attended to see how they did. Once you figured out it's OK to go down this narrow dirt road to get behind the saloon you discovered a very nice grassy area for a car show. Turnout was quite nice for a first show with around 70 cars. Proceeds shall benefit the Autism Society of Texas and Knights of Columbus Local Charities.



A few expensive Italian cars decided they did not want to go down the dirt path so they did not show. There was a nice variety of antiques, classics, hot rods and sports cars. Our favorite was the cool blue MG TF – same model of car I passed up to buy my XK150. The Jag was \$750 and the MG was \$1400. Although the Jag was a better investment – I think I prefer the TF.



**Knights of Columbus Classic Car Show – Buda, TX – July 24, 2021**



# Membership

## Pay Dues Online

Become a member of National AACA and Central Texas Region (Road Relics) today!



## Leaders

### President

Greg Herbert

### Vice President

John Anderson

### Treasurer

Laura Pressley

### Secretary

Sue Graner

### Directors

Gary Baker

Rich Bassemir

Wendell Bell

Joe Peter

DJ Stamp (Pate Rep)

Leif Allred (Past Pres)

### Mini-Tour Chair

Jim Rankin

### Membership Chair

Wayne Heikkila

### Sunshine Chair

Ronnie Burt

### Programs Chair

DJ Stamp

### Club Gear

Adriana Meyer-Alonso

### Webmaster

Rich Bassemir

## Club Merchandise

Vests	\$18
Club Shirts	\$15
Rain Ponchos	\$15
Ball Caps	\$15
Texas Flag Badge	\$2
CTR Window Sticker	\$1
2017/2019 FDCS T-Shirts	\$Offer



**Contact:** Adriana Meyer-Alonzo  
240-772-0377  
[np2014sa@gmail.com](mailto:np2014sa@gmail.com)

## Mini-Tours

Some would say that we're a food club that drives old cars – going from one restaurant to another along less traveled routes. Sign up to lead a mini-tour! [jlrain1961@sbcglobal.net](mailto:jlrain1961@sbcglobal.net)



# National News

## National News, Notifications, and Nudges

*As Reported from AACA emails, Antique Automobile Magazine, Website, and Mailings*



### Why talk about Wills in car publication?

By Jim Elliott  
AACA President

Like it or not, someday, someone else will own your cars, as well as your tools, your memorabilia and even your jewelry, clothes and home. So, it's not too early to establish a plan for your estate, but it can quickly become too late.

If you don't have a Will, your estate will pass according to the laws governing succession. This means that you will lose all control over where your assets will go. It's possible your least favorite son-in-law will receive a large portion of your estate.

Wills are an inexpensive tool to make sure your wishes are followed. A visit to your local attorney can resolve this issue in a matter of days. You can write your own Will or even purchase a Will kit online or at a stationary

store. However, it will be impossible to correct any mistakes you make after you pass away. If you have a Will, make sure you review it annually. It is important to update it to incorporate any changes in circumstances.

Also, make sure your beneficiaries are clearly named. If you leave a bequest to your "nephew," be sure to include his name. Likewise, a gift to the "AACA" can be confusing as it could include the dental group, American Academy of Clear Aligners, or the Asian American Civil Association.

Gifts to the AACA Museum, are just that, gifts to the museum. As the AACA and the museum are separate entities and are no longer affiliated with each other, no gift to the museum supports the AACA or the AACA Library. And while the AACA does not have a museum, gifts and bequests of your cars, car related items and financial contributions are always welcomed and always are used for the support of the Club and our Library.



## Letter from the Editor



WENDELL BELL

I would like to extend my appreciation to John and Connie Robertson for taking over the Wimberley Parade and Mini-Tour. Their validation of my preparation maybe saved me getting the "Screw Up Award" – twice. Navigating a low water crossing in the dry summer is one thing – while it's actively raining is another. Actually, I was kind of worried crossing it in my modern car! Then the alternate route may have come at the end of a shotgun. Thanks also to Bob and Ceale Kirkham's dessert at their home and Wayne and Joe for helping put a shiny red Cadillac on display. These are the people that make the club not so much just about cars.

*Leif*



# Calendar

## **August 10, 2021 7:00pm (or earlier for dinner)**

MONTHLY MEETING (FACE TO FACE)

Catfish Parlour South

4705 E Ben White Blvd, Austin, TX 78744

## **August 13-14, 2021**

WESTERN FALL NATIONALS

Loveland, CO

## **August 14-15, 2021**

HILL COUNTRY CORVETTE DAYS

Marble Falls, Burnet, and Highland Haven, TX

John Tiemann at john68073@yahoo.com

Cell: 512-658-4619

## **August 28, 2021**

AUGUST 2021 MINI CRUISE

Lampasas, TX (see page 10)

## **September 2-3, 2021 8:00am-12:00pm**

LONESTAR ROD AND KUSTOM ROUND UP

Travis County Expo Center, Austin, TX

<http://www.lonestarroundup.com/>

## **September 9-11, 2021**

SOUTHEASTERN FALL NATIONALS

Greenville, SC

## **September 12-17, 2021**

REVIVAL AAA GLIDDEN TOUR® (VMCCA)

Saratoga Springs, NY

## **September 18, 2021 9:00am-3:00pm**

BLANCO CLASSIC CAR SHOW

Blanco State Park, Blanco, TX

[www.blancoclassiccarshow.com](http://www.blancoclassiccarshow.com)

## **October 2, 2021 9:00am-3:00pm**

MARBLE FALLS MAIN STREET CAR SHOW

Main Street, Marble Falls, TX

<http://www.marblefallskiwaniis.org/>

## **October 6-9, 2021**

EASTERN FALL NATIONALS

Hershey, PA

## **October 11-16, 2021**

SOUTHEASTERN DIVISIONAL FALL TOUR

Mt Airey, NC

## **October 16, 2021 11:00am-4:00pm**

WESTLAKE CLASIC CAR SHOW

2902 Sam School Road, Westlake, Texas 76262

<https://www.westlakeclassiccarshow.com/>

## **October 18-22, 2021**

CENTRAL DIVISIONAL TOUR

Broken Arrow, OK

## **November 11-13, 2021**

SPECIAL WESTERN NATIONALS

Phoenix, AZ

## **November 14-17, 2021**

WESTERN DIVISIONAL TOUR

Phoenix, AZ and Central AZ

## **November 6, 2021**

BELMONT VILLAGE MINI-TOUR

West Lake Hills, TX

## **November 12-13, 2021**

VETERAN'S WEEKEND CAR SHOW

Bastrop, TX

<https://www.bastropareacruisers.com>

### LEGEND

☐ Monthly Meetings

☐ Special Events

☐ Road Relics Mini-Tours

☐ National Meets and Tours

☐ Local (unofficial) Events

# Calendar

**Bastrop Area Cruisers Presents  
The 15<sup>th</sup> Annual Veterans Weekend Car Show**



**BASTROPTX**  
Home of the Lake/Price/Big Days

**Kragh's JEWELRY**  
SPONSORED BY

**BASTROP AREA CRUISERS**

**MAXINE'S CAFE**

**Fri. Nov. 12<sup>th</sup> - Cruise In, Starts 4 PM**  
**Sat. Nov. 13<sup>th</sup> - Car Show 7 AM - 3 PM**  
**Veterans March & Tribute 10:30 AM - Noon**

For more information, see backside of this sheet and/or go to:  
[WWW.BASTROPAREACRUISERS.COM](http://WWW.BASTROPAREACRUISERS.COM)

**THIS IS A PRE-REGISTRATION ONLY SHOW. \*NO ONSITE REGISTRATION ACCEPTED\***  
**LIMITED TO 400 ENTRIES**

## Twentieth Annual Marble Falls Main Street Car Show

Saturday, October 2, 2021, 9 am to 3 pm



Sponsored by the Marble Falls Kiwanis Club  
"Serving the Children of the World"

Food • Music  
Shopping • Prizes  
50 / 50 Pot  
Registration from  
9 - Noon  
Awards given @ 2 pm  
For more info:  
Jim Hower 713-885-1868  
email:  
jamesahower@gmail.com



Awards for:

**Top 20  
Entries**

Peer Judging

**Thank You to our Sponsors Who make it Happen!**

**Marble Falls Kiwanis Club**  
Recognizes Our Sponsors

**BancorpSouth**  
Right Where You Are

**SECURITY STATE BANK & TRUST**  
Member FDIC

**State Farm SHANE STEWART**  
Insurance Agency

**Whitman**  
Insurance Agency

**GALLOWAY**  
Insurance

**First United**  
BROAD LIFE WEALTH

**BaylorScott & White**  
HEALTH

**Johnson Sewell**  
LINCOLN

**WATKINS**  
INSURANCE GROUP  
We're Here To Help

**HLT**

Ford and Crew Arrowhead Bank Blue Bonnet Café Subway  
Salem's Jewelry Ken's Heating/Air Haynes Printing The Picayune  
The Highlander All-Star Transmission

[Editor's Note: Sometimes just proximity to the "Best in Show" counts . . . or it could be that Gerry and I just photo-bombed it! Regardless, this is our participation ribbon --Leif Allred]

Gerry

Me



SEE FLYER ABOVE

**Marble Falls Main Street Car Show – October 3, 2020**



**FOR SALE  
BY OWNER**

Club Classified Ads



BOB ROSS



BOB ROSS

**1984 Cadillac Eldorado Biarritz Convertible:**

Engine: 2,500 miles on Rebuilt 4.1L 249CI 135 HP V8

Tranmission: 4-Speed Automatic

One of 3,300 built!

Contact Bob for lots more photos!

**\$9,000**

Bob Ross 512-619-9136 or barneyr70@gmail.com



JEANNE FRANK

**Toy Cars: Free to good home**

jeanne\_frank@hotmail.com



DJ STAMP

**Lost and Found**

Bungee Bundle found at Pate

DJ Stamp 512-288-5121



JOHN HUBLER

**1967 Chevrolet Camaro Convertible:**

Original 327 engine block 2V (ME Code) with Powerglide two-speed transmission "Barn Fresh" unrestored and running car. Original black Interior. Original Paint was Butternut Yellow.

**\$18,000 Firm.**

John Hubler 512-426-0704

john\_hubler@amat.com