

FenderTalk

Official Publication of the Central Texas Region-Antique Automobile Club of America

Vol. 35, No. 9 *"Road Relics"* September 2021

FEATURES

Past Activities

5 August 2021 Mini-Cruise

By DJ Stamp

Upcoming Events

8 WWII Putt Putt Mini-Tour

By Jim Rankin

Technical Corner

9 Front Spring Replacement

By Leif Allred

Member's Sightings

11 Where Old Ford Pickups Go To Die

By Sue Graner

Around Town

12 Pistons on the Square

By Leif Allred


From the Internet

13 Auto Museums in America

By DJ Stamp

DEPARTMENTS

- | | |
|-----------------------------|--------------------------|
| 2 Steering Column | 15 National News |
| 3 Secretary's Report | 17 Calendar |
| 14 Membership | 18 Classified Ads |



DJ STAMP



LEIF ALLRED



SUE GRANER



LEIF ALLRED

The Steering Column

It is already September so, by the end of the month, the temperature should begin decreasing. We have some openings for programs and mini tours the next couple months, so please think about what you can put together for the club, and volunteer. Get your car out of the garage and join other club members for the upcoming mini tours and the meetings.

Our club meetings will continue at the Catfish Parlour on the second Tuesday of each month, and everyone is invited to join the group for dinner prior to the meeting. Hope to see you at Catfish Parlour on September 14th.

Greg Herbert, President CTR-AACA



The Antique Automobile Club of America is a non-profit organization dedicated to the preservation, restoration and maintenance of automobiles and automotive history.

www.aaca.org



Road Relics is the Central Texas Region of The Antique Automobile Club of America. www.CentralTexas.aaca.com

FenderTalk

FenderTalk is the official monthly publication of The Road Relics and is distributed to all members in good standing. Editor: Leif Allred

FenderTalk@outlook.com



@centraltexasrr

©2021 Central Texas Region AACA
Opinions expressed by authors who contribute to FenderTalk are their own and do not necessarily reflect the official policy of AACA. The AACA and Road Relics logos and content may not be used without the club's written permission.

Secretary's Report

Minutes of Road Relics Meeting

August 10, 2021 (In Person)

Submitted by Sue Graner, Secretary CTR-AACA

Meeting The meeting came to order at 6:55 PM.

Membership Our chairman, Wayne, was not present but had sent word that there were no new members. We did have a guest tonight, Rod H., who owns a '75 Corvette that needs body work. He's hoping for a little guidance on who to use for that process.

Secretary's Report Karen moved, and Wally seconded, the motion to approve the Minutes from last month. All present voted to accept.

Treasurer's Report Laura sent her Report to the meeting. Wally moved and Bob seconded his motion to accept her Report. The motion was unanimously approved.

Wellness Chairman Ronnie just had her knee replaced. Barbara is doing well after her back surgery – she's up in a chair and walking now, and the only pain she feels is in the surgical area. We are glad to have Rich back with us since losing his mother. Karen reminded us to keep the Kirkham's in our prayers.

Greg handed out copies of his survey (a way to get to know each other better) and said that if we didn't turn them in, he would answer the questions for us and share those with the group.

Webmaster Rich said he'll do his best at keeping the site fresh looking and that, unfortunately, we didn't get the grant he applied for. Continue sending him photos so he can switch things around from time to time.

Newsletter We had two new contributors to FenderTalk this month: Sue Graner, on the creative side, and John Robertson, who did the report on the Wimberley Parade and Social at the Kirkham's place.

Past Events DJ went to the Sienna show in Buda. He said it was a pretty good show; just a little hard to find the way into the lot. There were 85 vehicles, and his favorite was the MG TF.

Upcoming Events We have several coming up: Corvette Days 8/14 through 8/15; Lampasas 8/28; Belmont 11/6.

Mini-Tours We have a couple of changes in routes for the Lampasas Tour. Check with either the north leader Leif or the south leader Jim for details. We are planning to take a tour of the Courthouse (1884), including a fascinating visit to the 'clock room' given by the Curator of the Lampasas Museum. We'll most likely eat at "Eve's" or the Mexican Restaurant within walking distance.

Future Events The Taylor Car Show on 10/30 is a good little show; check it out on their website. The Lone Star Round up on 9/3 and Bastrop 11/11 are worth seeing as well. There was some discussion about going to the Wild West Town, a car museum in an old hotel, farmer's market, antique mall with wine and food bar and gift shop in South Austin. We just received an email from Rich stating that he knows the owner of the car museum and will see if he can get us in. It's not open to the public at this time.

We took a dessert break at 7:40 PM. →


Secretary's Report

Presentation John A. presented the program tonight titled "The Tragic Love Story of Boldt Castle." It was a very interesting video about a little-known castle built on an island in the St. Lawrence River. His wife Sue's family is related to the man who helped with construction of the castle.

The meeting was adjourned at 8:06 PM.



George Boldt – Proprietor of Waldorf Astoria, NYC



Louise Boldt – Sweetheart



<https://youtu.be/jU0CXH3cEQk>

CASEY ROMAN: Van Life: The Tragic Love Story of Boldt Castle

Past Activities

August 2021 Mini-Cruise

By DJ Stamp

Jim and Lynda Rankin led the Road Relics on an excellent tour of Lampasas on Saturday, August 24th. Both groups arrived at the square in Lampasas at the exact same time where they had a special area roped off for us and another car club to park on the north side of the courthouse – making for a nice mini car show as well.

Lampasas had a bustling Farmer's market on the south side and several members stocked up on homemade salsas, bread and butter pickles, cowboy candy, and a 50-cal shell made into a pen (everybody needs one of those).

A docent-led tour of the Lampasas County Courthouse was first on the schedule. It was designed by W.C. Dotson, Built in 1883, flooded in 1935 and 1957, and is the third oldest courthouse in Texas. The Cass County courthouse constructed in 1859 in Linden, Texas is the oldest.

After the tour we were on our own for lunch with several restaurants nearby. At many a recommendation with little walking to the small airconditioned dining room, Eve's Café is right on the square for German cuisine. Then many gathered to wander the aisles at The Trading Post antique mall for some light shopping. Our next stop was a private car collection with many significant old cars on display (mostly Fords) and in different stages of restoration – all with a personal story behind it from our guide, Andy Fish. Many were particularly struck by the Ferrari Dino. When the Dino was introduced in the mid sixties, the Ferrari people would have nothing to do with them because they had a V6 – not a V12. They were also quite affordable in



Lampasas Courthouse



Lampasas – the Mural Capital of Texas

the 70's and 80's. The car on display was purchased for \$8,000 and is significant because it was the second Dino produced and was the personal car of Enzo Ferrari's wife. I rate the Dino right up there with the E-Type Jaguar as one of the most beautiful cars of all time. We got a good talk on all the cars and at the end he showed us some magnesium wheels originally mounted to one of Carol Shelby's first Mustangs. His father had a history with Carol Shelby and Andy had some great childhood memories. In addition to the cars, he is also restoring the nearby Keystone Hotel and has converted the gas station to a bed and breakfast – boasting a 1957 Chevy back seat as a headboard. →

Past Activities

→ We embarked in two groups with Jim and Lynda leading the south bunch in their yellow and white 1957 Chevy Belair 2-door hardtop, Chester Toothman and I in a 1941 Chevrolet, Paul and Ronnie Burt in their turquoise and white 1956 Chevy and Doug and Logan Wenger in the black 1961 Ford Galaxie Sunliner. This contingent met near Jim's at the "Y" in Oak Hill then proceeded to Marble Falls via 290 then 281 to Burnet, where we had a short stop across from the CAF Museum just in time to see four powered paragliders take off. They had a gas-powered engine and prop strapped to their back and a special chute with line controls to give them lift. Believe I might wait a week or two before giving it a try.

In a 1970 C10 truck, Leif Allred led the north group consisting of Wally and Sue Graner (1975 Cadillac), Randy and Debbie Ames (guests of Wayne – 1986 Volkswagen Cabriolet), Wayne Heikkila and Adriana Meyer-Alonzo (1990 Chevrolet truck), Gordon Logan (1967 E-Type Jaguar coupe), Gerry Powers (1966 Cadillac DeVille Convertible), Rich Bassemir and Irma Sanchez (1965 Cobra replica), and John and Carmela Hubler, (guests of Leif) driving modern. Their route was filled with great scenery and was paved with potholes. →



1941



1967



1956



1970



1957



1975



1961



1986



1965



1990



1966

Lampasas, TX – 8/28/2021

- 96 degrees
- 21 participants
- 11 antique vehicles
- 6 decades represented
- 0 breakdowns

PHOTOS BY LEIF ALLRED

Past Activities




About half the group ate at Eve's Café on the square – DJ was probably still looking for tacos



Tour of private car collection – the gas station is a B&B (with a '57 back seat as headboard)

→ The County Museum was right across the street and was next on the itinerary – full of artifacts of early Texas (including a gun from one of the feuding families we learned about in the courthouse). Some of my favorite items were an explosion proof safe, an ice box from a Piggly Wiggly store and a wicker coffin. Logan Wenger was our youngest participant and I think he had fun. I kept quizzing him about objects in the museum and he did really well until we got to the treadle sewing machine. If y'all want to see Logan playing the piano just go to the museum's Facebook page where they have a video of him playing the theme from "The Sting."

The day ended with some cool treats at Storm's Drive-In. For those that stuck it out, it was a refreshing end to a wonderful event in preparation for a long trip home. 




Lampasas County Museum

Upcoming Events

WWII Putt Putt Mini-Tour

Plan and Photos by Jim and Lynda Rankin



Memorial Miniature Golf and Museum – www.Memorialminigolf.com

Save the Date:

September 25, 2021 – Mini-Tour to Memorial Miniature Golf and Museum in Buda, TX.

Sign up:

- at September meeting
- 512-689-3885
- jlrarkin1961@sbcglobal.net

Here's the Plan:

- \$10 per person includes museum admission (that's with the senior/veteran discount)
- Opens by 10:00am for early putting
- Parking for 25 cars
- Restaurants close by
- North and South starting points
- More information to come



“The first and only WW2-themed miniature golf course with a WW2 museum in the world. Each hole will meet Texas education guidelines for social studies and geography.” --Gluseum.com

Technical Corner

Front Spring Replacement – 1931 Model A Ford

by Leif Allred

A guy works as an equipment repair technician in a manufacturing facility throughout his whole adult life and then decides to retire. The company throws a him a big party with all his colleagues and rewards him with a gold watch. Months later, the machine that was in his charge stops performing properly and no one is able to fix it. With the factory line down and material piling up behind this critical process step, they have exhausted all their internal experience and even hired an outside contractor to no avail. Finally, they called upon the retired tech who reluctantly agrees to lend a hand. He investigates the problem, studies the machine, and marks an "X" on a component with a piece of chalk and instructs the company to replace that part. The machine was now running fine and everything great . . . until they receive an invoice for \$50,000. Happy the factory is operational again but fretting over the bill, they call on our man to please explain and detail his charges to which they receive an itemization:

One piece of chalk \$1

Knowing where to put the "X" . . . \$49,999

They paid his bill and forever left him to his retirement.

I lead in with the chalk story because I once described drawing a line of chalk during a project of where not to allow scope creep to go beyond else one could "might as well" themselves into a complete body off restoration when all they intended to do was replace a light bulb. This was the case on my 1931 Model A Ford that was missing the nut securing the passenger side spring perch to the axle (Figure 1a). The threaded part was mushroomed enough to prevent it from spontaneously popping out and was immovably bound in the axle and swing arm anyways. The initial project scope was just to replace the perch but, upon further inspection, the shackles had badly worn the perches (Figure 1b) and had grommets instead of the greased bearings (Figure 1c). This meant pulling the spring, which only had 9 leaves (Figure 1d – is supposed to have 10) and sagged so much it was resting on the axle – digging a divot and not acting much like a spring! The perch holds the brake actuator (Figure 1e) and shocks (Figure 1f) although the car never had that option. Chalk was drawn around replacing the spring, perches, and shackles for safety and functional reasons. →




Figure 1: Old Parts Removed – worn spring perches, incorrect shackles, wrong front spring

Technical Corner

→ Two hurdles nearly cratered (both technically and emotionally) and scope crept the project:

1) Removing the bound perch. With lots of penetrating oil and exhaustive wrenching, prying, and sawing off the mushroomed threads, the spring perch was extracted.

2) Discovering the previous repair of a leaf spring welded up into the crossmember. This is probably why the spring only had 9 leaves – to account for the 5mm the welded piece consumed of U-bolt length (Figure 2).

Appreciated advice and encouragement from Gary Baker and John Anderson helped a bunch!

The new 10-leaf front spring with bushings was disassembled to lubricate between leaves and install the bolt and clamps. The top spring was tapered to clear the weld slag with the threads and nut filed down to fit in the centering hole. Each new perch spring came with bushings installed which were reamed to 14.5mm. The perches and shackles were painted with POR-15 and grease fittings fitted using a special mandrel available (<https://www.brattons.com/>). Grinding 5mm off the spring bracket allowed existing U-bolts to be salvaged – also preventing the radiator from being removed to replace them.

Discussions with Wayne Heikkila made me realize using the vehicle's own weight (wooden blocks between the axle and shackles) saved having to purchase specialized spring spreading tooling. Reassembly (referencing Figure 3) went smooth with all hardware present (a); removing the key (b) allowed the king pin (c) to rotate so the brake actuating bracket (d) could be attached. The shackles no longer drag on the axle (e) with a properly suspended front spring (f) and the new spring perches (g) are all set for when this now bouncy spring demands to install shocks – currently outside of the chalk. 🚗




Figure 2: Leaf spring welded into crossmember





Figure 3: Restored Front Spring – spring not resting on axle, properly lubricated bearing shackles

Member Sightings

Where Old Ford Pickups Go To Die

by Sue Graner

I took this photo while we were out of town at our Grandson's wedding June 25th in Big Canoe, Georgia. It was in a small rural strip center parking lot, facing the highway, and was just as cute as it could be!

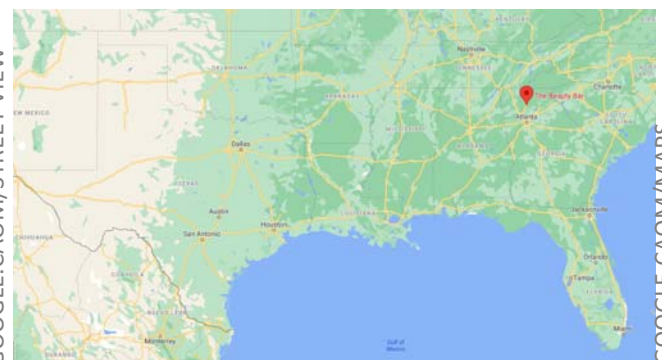


SUE GRANER

The Beauty Bar – 4875 Hwy 53, Tate, GA 30177 – June 25, 2021



GOOGLE.CAOM/STREET VIEW



GOOGLE.CAOM/MAPS


Visualizing a Restoration/Repurposing

12 miles out of Big Canoe, GA

Around Town

Pistons on the Square

Text and Photos by Leif Allred

Again, it is determined that 7:30am is the new late! This is especially true when a highly organized Chevy club arrives in droves and consumes the entire east side of the Georgetown Courthouse. Even the Williamson County Grays *The Sons of Confederate Veterans* were set up before dawn to displace the ever-present Black Lives Matter and other protester booths at the Confederate Soldier monument. It didn't take long to dismantle the cones and barricades at the north side landscaping work to make room for more antique cars at this regular event (every third Saturday, 8:00-10:00am). The coffee shop opens at 8:00am as well as does the Georgetown Visitor's Center. Many children were given the opportunity to sit in a 1931 Model A – only one wondered where the seat belts were but another did ask why the one pedal (clutch) was softer than the other (brake). None could think of anyone or anything greater than 90 years old. 



Pistons on the Square – Georgetown, TX – August 21, 2021

From the Internet

The Pit Stop – Ultimate List of Auto Museums in America

Recommended By DJ Stamp

“Looking to check out some classic and antique cars? Want to pay homage to the racing greats of the past? We've done the research for you, and here's our list of auto museums in America!” --Pitstop website. [Mostly ‘Click-Bait’ for classified ads of buying and selling and trading cars, but there are some interesting blogs and other resources available to while away your screen time Stay tuned for a virtual tour and report on the Petersen Museum –Leif]



Dealer PortalAbout

RUMBLE **BUY** Cash Offer List Get Pre-Approved Find a Dealer Live Auction

RumbleOn Reads

The Brain Bucket

The Mudslinger

RumbleOn News

The Pit Stop

Ultimate List of Auto Museums in America

Oct 27, 2019 12:00:00 PM / by [The Pit Boss](#)

Tweet Share

List of Auto Museums in America

Search

California

[San Diego Automotive Museum](#)
San Diego, California

[Motodoffo Vintage Collection](#)
Temecula, California

[California Automobile Museum](#)
Sacramento, California

[Petersen Automotive Museum](#)
Los Angeles, California

[Motte Historical Car Museum](#)
Sun City, California

[Marconi Automotive Museum](#)
Tustin, California

[Mullin Automotive Museum](#)
Oxnard, California

[Automobile Driving Museum](#)
Oxnard, California

[Blackhawk Museum](#)
Blackhawk, California

[Mike Malamut Vintage Car Museum](#)
Thousand Oaks, California

PETERSEN
AUTOMOTIVE MUSEUM

SUPERCARS
A CENTURY OF SPECTACLE
AND SPEED

By using this website, you agree to our use of cookies. We use cookies to provide you with a great experience and to help our website run effectively.

CAR SOS YOUTUBE.COM

<https://pitstop.rumbleon.com/ultimate-list-of-auto-museums-in-america>

13

Membership

Pay Dues Online

Become a member of National AACA and Central Texas Region (Road Relics) today!



Leaders

President

Greg Herbert

Vice President

John Anderson

Treasurer

Laura Pressley

Secretary

Sue Graner

Directors

Gary Baker

Rich Bassemir

Wendell Bell

Joe Peter

DJ Stamp (Pate Rep)

Leif Allred (Past Pres)

Mini-Tour Chair

Jim Rankin

Membership Chair

Wayne Heikkila

Sunshine Chair

Ronnie Burt

Programs Chair

DJ Stamp

Club Gear

Adriana Meyer-Alonso

Webmaster

Rich Bassemir

Club Merchandise

Vests	\$18
Club Shirts	\$15
Rain Ponchos	\$15
Ball Caps	\$15
Texas Flag Badge	\$2
CTR Window Sticker	\$1
2017/2019 FDCS T-Shirts	\$Offer



Contact: Adriana Meyer-Alonzo
240-772-0377
np2014sa@gmail.com



Mini-Tours



LYNDA RANKIN

Sign up today
Host a Mini-Tour
Fun for ages 11 to 84!
jlrankin1961@sbcglobal.net

National News

National News, Notifications, and Nudges

As Reported from AACA emails, Antique Automobile Magazine, Website, and Mailings



If You Don't Like Change, Try Extinction

By Mark McAlpine
VP – National Activities

In the three years I have been fortunate to serve on the AACA Board of Directors, I have spoken with many AACA members and officers of AACA regions and chapters. Many of those conversations focused on the challenges faced by our regions and chapters (and almost all clubs in general)—declining membership and difficulty in attracting new members, especially younger members. When I've spoken with region/chapter presidents about their club possibly hosting a future AACA Nationals or National Tour, the answers I received were frequently the same: "Our region/chapter is too small;" "Our members are too old;" and "It's too much work and we don't have enough people willing to help." (Unfortunately, I've also heard some region/chapter presidents say "I've been president for years because I can't get anyone else to step up to the responsibility, and I'm tired of doing it"—but that's a topic for another article.)

The common factor in all these challenges is the unwillingness of many regions, chapters, and members to change and do the things necessary to attract new members. They don't want to change what they're doing and are unwilling to add new activities. The problem with this is that if they don't change, their region or chapter will slowly atrophy and eventually disband as its members pass away or leave because they're not having fun. What's

the old saying? "The definition of insanity is doing the same thing over and over again and expecting a different result." One of my former commanders (in the Air Force) put it more bluntly: "If you don't like change, try extinction."

So, what can our regions and chapters do to prevent extinction?

1) The first thing you can do is reach out to AACA national directors that can help you. We're all here to support our regions/chapters and members however we can, but the first ones you should reach out to are the VP of Membership (currently Fred Trusty) and the VP of Regions Development and Support (currently Chester Robertson for the Central Division, Paula Ruby for the Eastern Division, Jeff Oaks for the Southeastern Division, and Myron Smith for the Western Division).

2) The second thing is you need to have fun activities to energize your current members and help attract new ones. If the only monthly activity you have is a dinner meeting at the local Golden Corral or Denny's—especially if you don't have an interesting guest speaker—you're in trouble (and unlikely to attract younger members). Everyone has different interests, different things they like to do, so try to add a variety of activities throughout the year so every member (and spouse/significant other) can find something they'd enjoy doing. Keep holding those dinner meetings—they're a great way for members to connect and for you to provide them important information—but also plan some short cruises/tours, hold hold cruise-ins, hold an annual show or swap meet, plan group visits to museums, parks, or other →

National News

National News, Notifications, and Nudges

As Reported from AACA emails, Antique Automobile Magazine, Website, and Mailings

→ historic or interesting sites, organize an overnight weekend driving tour, etc.

3) You need to bring in new members. Membership is a contact sport. People who might be interested in joining your region/chapter and the AACA are not going to track you down—a few might, but not many. If you want new members, you need to seek them out and take every opportunity to approach possible new members: when someone comes up to look at your antique vehicle at a local car show or when you're filling it up at the gas station, talk to them, ask if they've heard of the AACA, and invite them to one of your upcoming region/chapter activities. Set up a membership tent (and staff it with your most outgoing members who will grab people as they go by and talk to them) at your car show, cruise-in, or swap meet. Set up a membership table at local cruise-ins and car shows, and, if you have a local new car show, see if the organizers will let you display some AACA cars and have a membership table. Don't forget to use the four free 1-year memberships sent in the fall to every region/chapter president (and if you need more, you can request them from AACA Headquarters) and the free 1-year membership offered to every military veteran under the Military Sponsorship

Program (available on the AACA website under the membership tab or from AACA HQ).

4) Host an AACA National Activity. As strange as it may sound, one of the best ways to jump start your region/chapter—energize your current members and attract new ones—is by hosting an AACA national activity. A number of AACA regions/chapters, with the common concerns of being too small and/or too old, have hosted an AACA Nationals or National Tour and seen their members get more involved in the region/chapter, be excited and proud about their club hosting the show or tour, and seen membership grow as they attracted new members to help with the show and others join after the show because they enjoyed it and found out about the AACA and the region/chapter. (It's hard to believe, but many people—even people who own and love antique vehicles—have never heard of the AACA.)

If your region/chapter is aging and slowly dying through the attrition of members, take a look at what you're doing and implement some changes to reverse the trend. Yes, change is hard and sometimes uncomfortable initially. **However, if you don't like change, try extinction.**



Letter from the Editor

The August Lampasas tour exemplified Mark McAlpine's points 2) and 3) above with fun activities for everyone who attended, including four guests. A lot to do about cars with a long excursion to the northwest reaches and a personal tour of an amazing private car museum. Add in a farmer's market, 1884 courthouse tour, lunch with friends new and old, cute county museum (being spontaneously entertained by ragtime piano music played by the youngest on the tour), and then shakes in the shade. That day had all the reasons to join and belong to the club!

Leif

Calendar

September 2-3, 2021 8:00am-11:00am
LONESTAR ROD AND RACE ROUNDUP
Travis County Expo Center, Austin, TX
<http://www.lonestarroundup.com/>

POSTPONED

September 5, 2021 8:00am-11:00am
PISTONS IN THE PARK
16231 IH-35, Pflugerville, TX 78660
<https://pistonsatthepark.com/>

September 5, 2021 8:00am-11:00am
WIMBERLEY COFFEE AND CARS
Blanco Brew, 14200 RR 12, Wimberley, TX
www.facebook.com/wimberleycoffeeandcars

September 9-11, 2021
SOUTHEASTERN FALL NATIONALS
Greenville, SC

September 12-17, 2021
REVIVAL AAA GLIDDEN TOUR® (VMCCA)
Saratoga Springs, NY

September 14, 2021 7:00pm
MONTHLY MEETING (FACE TO FACE)
Catfish Parlour South
4705 E Ben White Blvd, Austin, TX 78744

September 18, 2021 9:00am-3:00pm
BLANCO CLASSIC CAR SHOW
Blanco State Park, Blanco, TX
www.blancoclassiccarshow.com

September 24, 2021 6:00pm-8:00pm
STEPHANIE NICHOL'S CRUISE-IN
Pok-E-Jo's, 610 N Austin Ave, Georgetown, TX

September 25, 2021
WWII PUTT PUTT MINI-TOUR
Buda, TX

October 2, 2021 9:00am-3:00pm
MARBLE FALLS MAIN STREET CAR SHOW
Marble Falls, TX
<http://www.marblefallskiwaniis.org/>

October 6-9, 2021
EASTERN FALL NATIONALS
Hershey, PA

October 11-16, 2021
SOUTHEASTERN DIVISIONAL FALL TOUR
Mt Airey, NC

October 16, 2021 11:00am-4:00pm
WESTLAKE CLASIC CAR SHOW
2902 Sam School Road, Westlake, Texas 76262
<https://www.westlakeclassiccarshow.com/>

October 18-22, 2021
CENTRAL DIVISIONAL TOUR
Broken Arrow, OK

November 11-13, 2021
SPECIAL WESTERN NATIONALS
Phoenix, AZ

November 14-17, 2021
WESTERN DIVISIONAL TOUR
Phoenix, AZ and Central AZ

October 30, 2021 10:00am-4:00pm
MAIN STREET CAR SHOW
Taylor, TX
www.ci.taylor.tx.us/959/Main-Street-Car-Show

November 6, 2021
BELMONT VILLAGE MINI-TOUR
West Lake Hills, TX

November 12-13, 2021
VETERAN'S WEEKEND CAR SHOW
Bastrop, TX
<https://www.bastropareacruisers.com>

LEGEND

- ☐ Monthly Meetings
- ☒ Special Events
- ☐ Road Relics Mini-Tours
- ☐ National Meets and Tours
- ☐ Local (unofficial) Events

FOR SALE BY OWNER

Club Classified Ads



1955 Cadillac Series 62 Coupe:

Showstopper! Scarlet gets attention wherever she goes! Torch Red exterior with white top, garage kept in Wimberley TX, well-maintained with re-built engine/transmission and other restorations, no rust, 16,000 miles, automatic, V8, rear fender skirts, white walls, emblems in excellent condition. Immaculate interior with red and white seat covers. Great for parades, weddings and holiday events. Decorate for the occasion and come away with memorable photos for everyone.

\$27,500

Robert or Lucille Kirkham
bobcaddy@gmail.com
512-644-9664 or 512-847-3512
Wimberley, TX



1984 Cadillac Eldorado Biarritz Convertible:

Engine: 2,500 miles on Rebuilt 4.1L 249CI 135 HP V8. Transmission: 4-Speed Automatic. One of 3,300 built! Contact Bob for lots more photos!

\$9,000

Bob Ross
512-619-9136 or barneyr70@gmail.com



Notice: In the September/October edition of Antique Automobile is a postpaid ballot for the 2022 Board of Directors election. It is your **ONLY** ballot and must be filled out according to the instructions or it will not be counted. Vote for the 7 of your choice (no less or it will be deemed invalid). Your ballot must be postmarked by November 15, 2021.