

FenderTalk

Official Publication of the Central Texas Region-Antique Automobile Club of America

Vol. 35, No. 11 *"Road Relics"* November 2021

FEATURES

Upcoming Events

5 Belmont Village Sidewalk Party

By Leif Allred

In Loving Memory

6 Our Friend, Jay Rester

By Kenneth Karrer and Leif Allred

Member's Projects

7 My Engine Update

By Wayne Heikkila

Technical Corner

8 POR-15™ – Stop Rust Kit

By Dr. Laura Pressley, Ph.D.

Around Town

9 6th Annual Benefit Car Show

By Leif Allred

Road Trip

11 Antiques Weekend

By DJ Stamp

DEPARTMENTS

- | | | | |
|-----------|---------------------------|-----------|-----------------------|
| 2 | Steering Column | 15 | National News |
| 3 | Secretary's Report | 16 | Calendar |
| 13 | Membership | 17 | Classified Ads |
| 14 | Elections | | |



LEIF ALLRED



LEIF ALLRED



LEIF ALLRED



DJ STAMP

The Steering Column

As I write this, I am sitting on my back porch, and the temperature is a crisp 59 degrees. What a change from last month. Our annual election of officers will be completed at the meeting this month. We also have some openings for programs and mini tours for the upcoming year, so please think about what you can put together for the club, and volunteer. Hope everyone has a happy Thanksgiving later this month.

Our club meetings will continue at the Catfish Parlour on the second Tuesday of each month, and everyone is invited to join the group for dinner prior to the meeting. Hope to see you at Catfish Parlour on November 9th.

Greg Herbert, President CTR-AACA



The Antique Automobile Club of America is a non-profit organization dedicated to the preservation, restoration and maintenance of automobiles and automotive history.

www.aaca.org



Road Relics is the Central Texas Region of The Antique Automobile Club of America. www.CentralTexas.aaca.com

FenderTalk

FenderTalk is the official monthly publication of The Road Relics and is distributed to all members in good standing. Editor: Leif Allred

FenderTalk@outlook.com



@centraltexasrr

©2021 Central Texas Region AACA
Opinions expressed by authors who contribute to FenderTalk are their own and do not necessarily reflect the official policy of AACA. The AACA and Road Relics logos and content may not be used without the club's written permission.

Secretary's Report

Minutes of Road Relics Meeting October 12, 2021 (In Person)

Submitted by Lynda Rankin and Sue Graner, Secretary CTR-AACA

Meeting The October 12, 2021 Road Relics meeting was called to order at 7:00 p.m. by President Greg Herbert.

Membership Report The membership news was reported by Wayne. Dani T. was a second time guest and joined at the meeting. He owns a 1950 Mercury coupe and a 1929 Roadster.

Secretary's Report The September meeting minutes were presented for approval. Bob made a motion to approve the minutes and George seconded the motion which passed unanimously and was accepted.

Treasurer's Report Leif presented the treasurer's report in Laura's absence. A motion was made by Bob to accept the treasurer's report and was seconded by Joe which passed unanimously and was accepted.

Sunshine Report The wellness report was given by several members in Ronnie's absence. Jim, D.J., and Wayne reported on Rich, who was hit from behind on his way to the WWII Museum and mini-golf outing. He was knocked unconscious and went to the emergency room for stitches on cuts. He also had bruises. His Cobra was totaled.


Barbara B. was in attendance but is going to rehab following back surgery. She thanked the club for prayers and cards. Joe has recovered from back surgery and is doing well.

Newsletter Leif reported on FenderTalk articles. Several members complimented Leif on the great newsletter he produces.

Past Events Wayne talked about Hayden's car parade in Lakeway. There were about 50 cars that drove past 12 year-old Hayden who has had 29 surgeries for Spina Bifida. Wayne said Hayden was very happy to see the cars and it was well worth the three hour round trip drive he made to participate.

Joe said the WWII museum was very enjoyable and he would like to spend more time there. Jim reported that more exhibits are to be added and we may do this mini-tour again in the Spring if there is interest. →

The 1875 Grenville Carriage resembled a locomotive but could only carry 7 passengers – one tasked with the job of feeding the steam engine!



AUTOWISE.COM/TOP-OLDEST-CARS

Grenville Steam Carriage – 1875

Secretary's Report

Upcoming Events

- Westlake car show on October 16
- Belmont Village Mini-Tour on November 6
- Bastrop car show on November 12-13
- Pioneer Flight Museum show on November 14
- Texas Tour in Harlingen on April 20-22, 2022
- Pate Swap meet on April 28-30, 2022

The Pate Report The finances are in audit and the directors voted to defer distribution of funds until April 2022.

The next swap meet is projected to be the largest at 1,200 plus vendors. It will be the 50th anniversary of the swap meet and John is working on T-shirts to commemorate the occasion.

Joe mentioned a nice RV park about 15 minutes from Pate

at Lake Lewisville for those who want full hookups and grass under their feet.

Member's Projects George and his son, Todd, are restoring George's 1975 Corvette. They are installing Vintage Air in November.

D.J. wants to plan an annual car show possibly in conjunction with a motorcycle club. Greg stated the consensus was that Father's Day was too hot and that the fall might be a better choice for a car show. D.J. shall assemble a committee of volunteers to plan a show.

Gary announced he was selling his shopping business and has cars and parts (everything) for sale.

Program Bob did a slideshow presentation on the top 10 oldest cars. They range from years 1769 to

1900. [Reporter's note: one may locate this interesting article at autowise.com]

Quiz Findings The "Who am I" revelations were presented throughout the meeting.

1. Learned to scuba dive at age 45 and the first dive was Australia's Great Barrier Reef (Lynda)

2. Was robbed at gun-point on the job at a grocery store (Pat)

3. Was a peace officer in Big Spring, TX and upstate New York (John)

4. Worst vehicle was a 1976 Pinto Wagon (Chester)

5. Most embarrassing moment was almost being run over by one's own car while changing u-joints without setting the parking brake (Joe)

Adjourn Greg closed the meeting at 8:00 p.m. just in time for dessert provided by Catfish Parlour.



Cugnot Fardier – 1769



La Marquise – 1884

Upcoming Events

Belmont Village Sidewalk Party

by Leif Allred

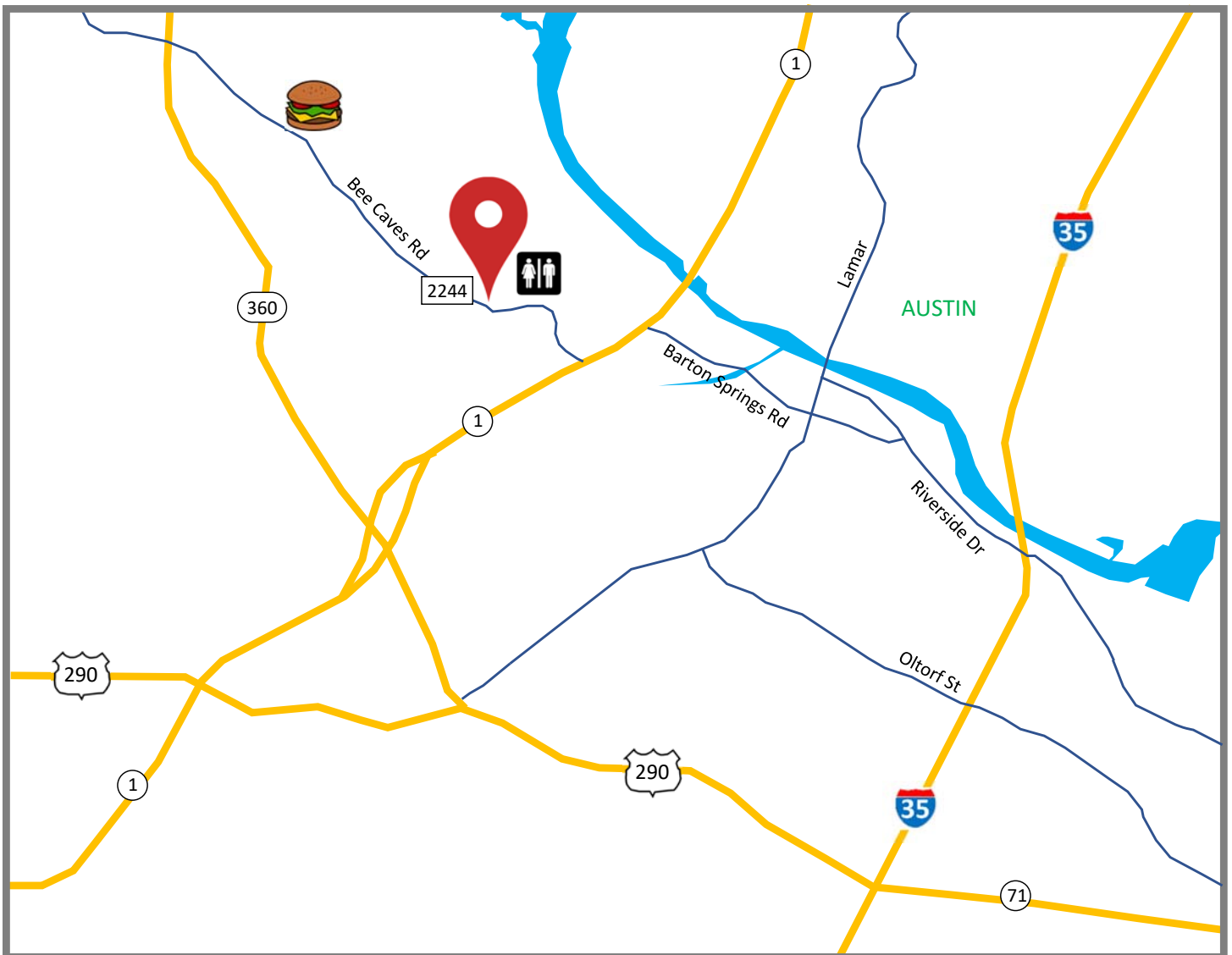

Tour into Belmont Village Senior Living West Lake Hills for a short parade through their porte cochere, park as a car show for the residents, then enjoy music and a sidewalk lunch. This is the third time the Road Relics have participated.

Saturday, November 6, 2021

Meet at 9:30 at The Palisades Building

3006 Bee Caves Rd, Austin, TX 78746

RSVP: FenderTalk@outlook.com < or >
512-350-3825 (call before texting)



In Loving Memory

Our Friend, Jay Rester

by Leif Allred with Tribute from Kenneth Karrer



Bob, Lizette and Joe, Jay and Kay, Jan, Paul – Marble Falls, TX – March 30, 2019

"I have the sad duty to report that our dear friend and club member, Jay Rester, has passed away after suffering from long term health issues.

Jay was the quintessential Cadillac man. He was a quiet, classy gentleman whose dignity was apparent from the moment you met him. He was a father and grandparent and he and his wife Kay were stalwarts in the Lakeway community. As far as the men I've known go . . . he was, as we say in the Cadillac family, 'The Standard of the World.'"

--Kenneth Karrer (email to Cadillac Club)

The Road Relics hold many fond memories of elegant parties coordinated with dear friends over many lunches. Jay also bailed me out of many a sticky situation with diplomacy and grace. He will be truly missed.



**1976 Cadillac Eldorado Convertible
(Cover: 1958 Cadillac Coupe de Ville)**

Member's Projects

My Engine Update

by Wayne Heikkila

Hi everyone – just a quick update on my engine. I have installed all the pistons, the timing chain and gears, and the front cover. The oil pump and oil pan are also installed so now it is looking like an engine!

My first issue arose when installing the bronze idler gear which drives the distributor shaft off the cam. While installing this gear, it seemed to have a lot of play. Being this gear is a major failure problem with this engine, I wanted to make doubly sure it was correct. After reading through the manual, I could not find anything on how much play it should have so I did the next best thing and asked the question on the Cadillac LaSalle Club forum. One of the answers on the forum was, “if you have the special washer, you should be fine.” This made me think: the washer I installed seemed just like any other flat washer. After looking up the washer in my LaSalle parts book and getting the part number, I looked up the description section where it was listed as washer with pin. This was a major issue as my washer didn't have a pin meaning I don't have the correct washer! I started by calling Terrell Machine and they did confirm it took a washer with a pin, but they didn't have any and had no idea where to get one. I then called Egge Machine who confirmed I needed the special washer with the pin, but they didn't have one or know where to purchase one. On to the Cadillac parts distributors that I have used. They all verified I needed the special washer with pin but, again, they didn't have one nor have any idea where to get one. After pondering my problem for a few days, I investigated the company that reproduces this bronze gear thus my next call was to Headquarters Machine who were very helpful.

They thought that they had one laying around or could make one. While I was on the phone with them, they asked about the gasket for the distributor and said it should be as thin as a piece of paper. I told them mine is at least an 1/8" thick. They said that is too thick.

The washer and gasket are on order and should arrive in a week or so when I can then install the gear properly. I can't install the last block of lifters or close the top of the engine so, for now, all I can do is continue cleaning and painting parts while I wait. More on this as I progress.



WAYNE HEIKKILA

1940 La Salle – Engine Reassembly

Technical Corner

POR-15™ – Stop Rust Kit

by Dr. Laura Pressley, Ph.D.

What is Rust? Rust is the slow oxidation of iron (Fe) that takes place in the presence of air (oxygen O_2) and moisture (water H_2O) leaving a red-orange iron oxide Fe_2O_3 (Figure 1). Oxidation – meaning an electron is removed – occurs at the anodes of each electrochemical cell where neutral iron atoms are oxidized to ferrous ions (Fe^{2+}) and pass into the solution while electrons ($2e^-$) move through the metal to the cathode. At the cathodes of each cell, the electrons are taken up by hydrogen ions that are obtained from the water. The ferrous ions are oxidized further by atmospheric oxygen to form rust.

So, if we want to remove rust, how does POR-15™ work? The POR-15™ kit contains: Cleaner/Degreaser, Metal Prep, Rust Prevention black paint, a bristle brush, a foam paint brush and gloves (Figure 2). The chemical in the Cleaner is potassium hydroxide (KOH) which dissolves hydrocarbons like grease and oil without leaving a carbon film and also removes dirt, wax and other contaminants. Sulfuric acid (H_2SO_4) is the primary ingredient in the Metal Prep which strips the iron oxide, neutralizes the rust reaction, and leaves the surface coated with a zinc phosphate $Zn_3(PO_4)_2$ as a corrosion inhibitor. The paint goes on easily and flows to form a very smooth and glossy protective finish. If the project is to be exposed to UV light, it is recommended to apply POR-15™ Top Coat or 2K Urethane.

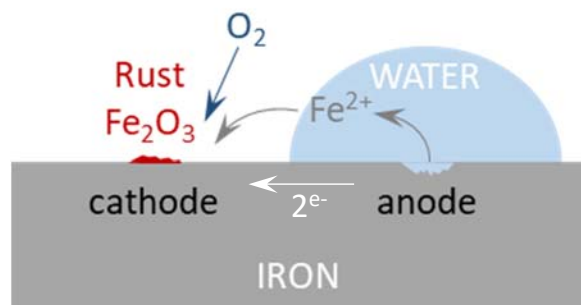


Figure 1: Electrochemical cell

Reference: Chemistry by Ronald Gillespie, David Humphreys, N. Colin Baird, and Edward Robinson. 1986 Allyn and Bacon, Inc. Page 619.



Figure 2:
POR-15™ Stop Rust Kit

The ultimate rust preventive system for permanent corrosion protection. Shields metal in just 3 easy steps, clean it, prep it, and coat it.

The POR-15 3-Step Stop Rust System is designed to stop rust on metal surfaces and ensures the best results when applying POR-15 Rust Preventive Coating. Prepare and prime bare metal or directly paint rust with confidence. The clear-cut process allows for the proper cleaning, prepping, and coating of metal to create a non-porous surface that seals and protects metal from water, chemicals, and salt, and other corrosive contaminants.

Figure 3:
POR-15™ Application Instructions

The components of the 3-Step Stop Rust System



Step 1: POR-15 Cleaner Degreaser (Formerly Marine Clean) removes grease, oil, dirt and grime in one application without leaving residues, noxious fumes or flammable solvents.



Step 2: POR-15 Metal Prep (Formerly Prep & Ready) provides the best adhesion for POR-15 Rust Preventive Coating on any metal surface, including shiny polished metal surfaces.



Step 3: POR-15 Rust Preventive Coating is a high-tech, high performance rust preventive coating designed for application directly on stable rust or seasoned metal surfaces. Provides permanent rust protection with a hammer-tough finish resistant to acids, alkalis, and repels all fuels and oils.

Around Town

6th Annual Benefit Car Show

Text and Photos by Leif Allred

Horny Toad Harley-Davidson and Georgetown Texas Area Car Club (GTACC) put on their 6th Annual Bob Olofson Scholarship Fund Benefit Car Show on Saturday, October 9 in Temple, Texas.



Motorcycles obviously take up less space. The small parking lot held about 80 vehicles while the spectators lined the interstate feeder. Out front of the dealer was a BBQ trailer and picnic tables to enjoy a shaded lunch.

The Cadillac guy was there teaching people how the factory air conditioning (refrigeration) worked in his '55. He also has the 1924 Cadillac that was featured in *FenderTalk Vol. 34 No. 10* (Nov '20) and loves to tell anyone who'll listen all about their features and mechanics. →



Benefit Car Show – October 8, 2021 – Temple, TX

Around Town

→ It was fun blending the two worlds: antique cars, trucks, and hot rods with tattoos, leather, and the American iconic motorcycle – Harley-Davidson.

Venturing a little farther north also found different vehicles than what we see every month around Georgetown. Buried in the mix of muscle cars next to Fat Boys and Hard Tails was this 1942 Plymouth Club Coupe out of Gatesville, TX.



1942 Plymouth Club Coupe

Road Trip

Antiques Weekend

Text and Photos by DJ Stamp

Antiques Weekend is a huge, mostly outdoor event that happens twice a year around the areas of Round Top, Warrenton, Fayetteville, Carmine, Shelby and more. There are thousands of dealers from all over the world scattered over miles of Texas countryside and several old dance halls become antique venues during the show that runs about three weeks long.

I usually attend on Thursday prior to preview weekend – which is the middle weekend – because by then most of the junk shows I want to attend are open and the closer you get to the last weekend, the more shows that open. Most fields are free but there are some large shows, such as Red Barn (Sue Franks show) and Marburger Farms, that charge admission. The show has grown and changed a lot over the years so now there are more art, custom clothing and home decor than before. That would appeal to my daughter, Audra. There are quite a few RV spaces and there is enough to see to stay for a few days. →

Antique
Weekend

AntiqueWeekend.com

HOME SHOWS CALENDAR MAPS OVERNIGHT FOOD VIDEOS BLOG FAQs



Road Trip

→ My regular routine is to first stop in Bastrop where I get tacos from the little store next to Buc-ee's. Next stop is Weikel's Bakery in La Grange where I get a supply of cherry kolaches for Pat. I get in a lot less trouble when I arrive home with kolaches!! Then I have a special space where I park in the middle of Warrenton which has the most junk so I feel right at home. I don't walk as fast as I used to so Warrenton might take me 3-4 hours. Next stop is usually Cole's indoor airconditioned show that has some great dealers and the AC provides a nice break on a hot day.

I drive down 237 stopping at shows along the way to La Bahia dance hall show then on the way back stop at shows on the other side of the road.

This last trip I discovered the onion rings from JW Steakhouse and got a large order to take home and share . . . good call. I don't generally make it to the Fayetteville or Shelby shows and it still takes me around 7-8 hours to make the rounds making sure not to get back to Austin during rush hour!! This event happens on a 2-lane road so I wouldn't advise going on a weekend. Check out the traffic in the drone video!!!!



Antique Weekend – October 14-31, 2021 – Warrenton, TX

Membership

Renewal

It is time to renew your membership. The National AACA dues are \$45 and our Local club dues are \$20. You may pay online or mail two checks. For any questions, please feel free to contact membership chair, Wayne Heikkila at (512) 740-4212.



Pay by Mail:

1) \$45 payable to AACA

2) \$20 payable to CTR-AACA

Wayne Heikkila

3543 Pauling Loop

Round Rock, TX 78665



To pay online, please click on the link below:

Pay Dues Online



LEIF ALLRED

Mini-Tours



Sign up to Host
a Mini-Tour!

LEIF ALLRED

Leaders

President

Greg Herbert

Vice President

John Anderson

Treasurer

Laura Pressley

Secretary

Sue Graner

Directors

Gary Baker

Rich Bassemir

Wendell Bell

Joe Peter

DJ Stamp (Pate Rep)

Leif Allred (Past Pres)

Mini-Tour Chair

Jim Rankin

Membership Chair

Wayne Heikkila

Sunshine Chair

Ronnie Burt

Programs Chair

DJ Stamp

Club Gear

Adriana Meyer-Alonso

Webmaster

Rich Bassemir

Elections

By-Laws: Central Texas Region – AACA

Article II - Executive Board

Section 1. The Executive Board shall consist of a Board of Directors and the officers of the Region plus all Central Texas Region Chapter Presidents if Chapters exist.

Section 2. The Board of Directors consists of six Directors designated as follows: the immediate past President; three Directors elected by the general membership; one Director appointed by the current President, and the Pate Representative.

Article III - Officers

Section 1. The elected officers of this Region shall be a President, Vice President, and Secretary-Treasurer (which may be one or two officers).

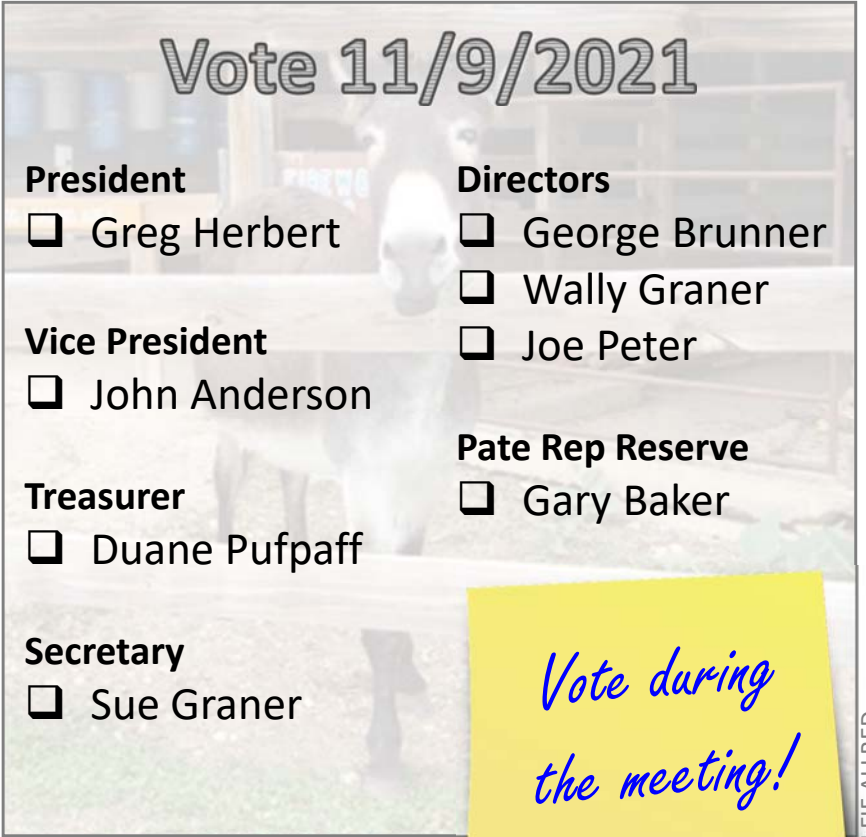
Nominations: 2022 Executive Board

Nominations Committee: Barbara Baker and Jan Donnell

Vote 11/9/2021

President	Directors
<input type="checkbox"/> Greg Herbert	<input type="checkbox"/> George Brunner
	<input type="checkbox"/> Wally Graner
Vice President	<input type="checkbox"/> Joe Peter
<input type="checkbox"/> John Anderson	
Treasurer	Pate Rep Reserve
<input type="checkbox"/> Duane Pufpaff	<input type="checkbox"/> Gary Baker
Secretary	
<input type="checkbox"/> Sue Graner	

Vote during the meeting!



Letter from the Editor

We have a great line-up of club leadership to vote on during the November meeting. In addition to providing overall direction for the Region and setting goals for yearly activities, another responsibility of the Executive Board is to run the club business so that membership does not bear this burden. Members also have a responsibility to be actively involved – which means participation in the activities of the Region and attendance at meetings where important business is to be transacted, such as the election of officers. How easy it is to let the leaders run the club and all we have to do is be present, enjoy the people and events, and be part of the fun antique car community.



Leif

10/17/2020 – Georgetown, TX

National News

National News, Notifications, and Nudges

As Reported from AACA emails, Antique Automobile Magazine, Website, and Mailings

Scholarships

AACA offers six scholarships per calendar year: recipient may only receive any AACA Scholarship once.

Susquehannock Region Automotive Technology Scholarship (formerly known as the AACA Student Scholarship) cash award to a student currently enrolled in an institution of higher learning leading up to a degree in antique automotive technology and or restoration.

AACA Young People's Award cash award to an AACA member who has been accepted into an accredited institution of higher learning or is now enrolled in such institution. Applicant must be nominated by a Region or Chapter of AACA and must be no more than 25 years old.

AACA Scholarship cash award to any AACA member who has been accepted to an accredited institution of higher learning or is now enrolled in such institution. Applicant must be no more than 25 years old.

Louise Bianchi Chiotti Memorial Scholarship Award - Louise (Bianchi) Chiotti was born on June 11, 1914 in San Jose California. The Family's first automobile was a 1926 Dodge Sedan. Her two younger brothers purchased a 1939 Studebaker and took delivery in January 1939. They wanted to give it to Louise's son, Dave in 1956. His mother thought it too big of a car for a fifteen-year-old in San Francisco and talked him into buying a 1930 Model "A" Ford Coupe. In 1959 the little Ford was a bit slow, so Dave purchased a 1959 Ford convertible. As

Dave sat on the running board of the Ford waiting for the new owner to arrive his mom came and sat next to him. "You really don't want to sell it do?" she asked. "NO I don't was my reply." "Then don't." Mom said. Dave and Marilyn Chiotti still own the Model "A"; it is a Senior and First Place Grand National Award Winner. The 1939 Studebaker came to the Chiottis after spending 40 years under a walnut tree. It is now a Senior and First Place Grand National Award Winner. The 1926 Dodge was cut into a truck for ranch use in the 1940's. Dave brought it home in 1976 and built a Woodie. In 2000 they donated it to Luther Burbank Home & Gardens in Santa Rosa. After Dave and Marilyn's uncle's passing, they acquired their 1968 Cadillac El Dorado. It now lives in the AACA Museum in Hershey, PA. This \$1,500 scholarship is based upon the same rules as the AACA Automotive Technology Award and is awarded as funds are available. It was instituted and funded by Dave and Marilyn Chiotti to honor Louise and a way to continue to support youth in the hobby.

AACA John & Janet Ricketts Leadership Scholarship cash award to any AACA member, child or grandchild of an active AACA member in good standing for a least 5 years, who has been accepted to an institute of higher learning or is now enrolled in such institution.

Hershey Region AACA Automotive Restoration Scholarship cash award to an AACA member currently enrolled in an institution of higher learning leading up to a degree in antique automotive restoration.



<https://aaca.org/scholarships.html>

Calendar

November 6, 2021

BELMONT VILLAGE MINI-TOUR
West Lake Hills, TX (see page 5)

November 9, 2021 7:00pm (earlier for food)

MONTHLY MEETING (FACE to FACE)
Catfish Parlour South
4705 E Ben White Blvd, Austin, TX 78744

November 11-13, 2021

SPECIAL WESTERN NATIONALS
Phoenix, AZ 602-999-6594

November 12-13, 2021

VETERAN'S WEEKEND CAR SHOW
Bastrop, TX
<https://www.bastropareacruisers.com>

November 14-17, 2021

WESTERN DIVISIONAL TOUR (1996 and Earlier)
Phoenix, AZ and Central AZ 602-999-6594

February 10-12, 2022

AACA ANNUAL CONVENTION
Philadelphia, PA 717-534-1910

February 24-26, 2022

AACA WINTER NATIONALS
Melbourne, FL 484-769-7856

March 10-12, 2022

WESTERN SPRING NATIONALS
Las Vegas, NV 717-534-1910

March 20-26, 2022

FOUNDERS TOUR (1932-1997)
Mobile, AL 251-402-1427

March 31 - April 3, 2022

68TH TEXAS TOUR
Hosted by Rio Grande Valley, AACA
"El Valle: Border, Beach and Beyond"
Harlingen, TX

April 7-9, 2022

SOUTHEASTERN SPRING NATIONALS
Charlotte, NC 707-847-4215

April 17-23, 2022

CENTRAL DIVISIONAL TOUR (<1997)
San Antonio, TX 832-693-4008



April 21-23, 2022

SPECIAL WINTER AND GRAND NATIONALS
San Juan, Puerto Rico 305-978-8037

April 28-30, 2022

PATE SWAP MEET
Texas Motor Speedway
Fort Worth, TX
<https://pateswapmeet.com/>

May 19-21, 2022

ANNUAL GRAND NATIONALS
Virginia Beach, VA 618-363-6730

May 22-25, 2022

EASTERN DIVISIONAL TOUR (1997 and Earlier)
Johnstown, PA 814-467-9842

June 16-18, 2022

EASTER SPRING NATIONALS
Beckley, WV 681-220-8186

August 11-13, 2022

CENTRAL FALL NATIONALS
Bettendorf, IA 319-373-2169

LEGEND

- ☐ Monthly Meetings
- ☐ Special Events
- ☐ Road Relics Mini-Tours
- ☐ National Meets and Tours
- ☐ Local (unofficial) Events

FOR SALE BY OWNER

Club Classified Ads

1959 MGA Roadster:

Mostly complete project car!

Engine: Block is good; head is cracked; rebuilt starter; no rust! Firewall and floorboards have been replaced. Too old to finish what started.

\$2,000

Anthony Myers 512-971-7655

anthony@mallettintegrityteam.com



1984 Cadillac Eldorado Biarritz Convertible:

Engine: 2,500 miles on Rebuilt 4.1L 249CI 135 HP V8. Transmission: 4-Speed Automatic. One of 3,300 built! Contact Bob for lots more photos!

\$9,000

512-619-9136 or barneyr70@gmail.com

Liquidation Sale:



Gary 512-629-7377 or txtns@hotmail.com

Notice: In the September/October edition of *Antique Automobile* is a postpaid ballot for the 2022 Board of Directors election. It is your **ONLY** ballot and must be filled out according to the instructions or it will not be counted and must be postmarked by November 15, 2021.