

# FenderTalk

Official Publication of the Central Texas Region-Antique Automobile Club of America

Vol. 37, No. 1 "Road Relics" January 2023

## FEATURES

### Past Activities

#### **5 Annual Meeting and Christmas Party**

Getting back to "normal"

*By Greg Herbert*




JOHN ROBERTSON

### Member's Projects

#### **7 Speedster Clutch**

Clutch adjustment on a Model A Ford – without removing the transmission

*By Wayne Heikkila*



YOUTUBE:EPICRESTORATIONZ

### Around Town

#### **9 Gavin's Gift of Grace Fundraiser**

First Annual Car Show – Liberty Hill, TX

*By Leif Allred*



LEIF ALLRED

### On the Internet

#### **11 Charles Phoenix: "Joyride"**

1956 Mercury X-M Turnpike Cruiser

*Reported by John Robertson*



Charles Phoenix JOYRIDE: 1956 Mercury X-M Turnpike Cruiser

YOUTUBE/CHARLES PHOENIX

## DEPARTMENTS


- |                             |                          |
|-----------------------------|--------------------------|
| <b>2 Steering Column</b>    | <b>13 National News</b>  |
| <b>3 Secretary's Report</b> | <b>14 Calendar</b>       |
| <b>12 Membership</b>        | <b>15 Classified Ads</b> |

# *The Steering Column*

At this time each year, we hear the catch phrase of “ringing in the new year.” There is no exact answer regarding the derivation of this phrase, but it is generally agreed that it started with the ringing from the church’s bell towers in the 1600’s to mark the end of a calendar year and usher in the start of a new year. This would be a good time to begin garage tours and workshops with fellow club members to help kickstart the motivation to work on their antique cars. We will discuss plans and get them in place for the new year.

Hope everyone can make it to the meeting at Catfish Parlour on Tuesday, January 10th. Here’s to good health and good friends!

Greg Herbert, President CTR-AACA



The Antique Automobile Club of America is a non-profit organization dedicated to the preservation, restoration and maintenance of automobiles and automotive history.

[www.aaca.org](http://www.aaca.org)



Road Relics is the Central Texas Region of The Antique Automobile Club of America. [www.CentralTexas.aaca.com](http://www.CentralTexas.aaca.com)

## *FenderTalk*

FenderTalk is the official monthly publication of The Road Relics and is distributed to all members in good standing. Editor: Leif Allred

[FenderTalk@outlook.com](mailto:FenderTalk@outlook.com)



@centraltexasrr

©2023 Central Texas Region AACA  
Opinions expressed by authors who contribute to FenderTalk are their own and do not necessarily reflect the official policy of AACA. The AACA and Road Relics logos and content may not be used without the club’s written permission.

# Secretary's Report

## Minutes of Road Relics Annual Meeting

December 4, 2022

Submitted by Sue Graner, Secretary, CTR-AACA

**Meeting** The meeting was called to order after lunch at 2:55pm at Maggiano's Little Italy Restaurant at the Domain in Austin, TX. Table decorations were prepared by Nancy Herbert.

### Meeting

The late lunch was kicked off by introductions around the room.

Greg said he'd been a member of Road Relics since 1987, and he remembers how a lot of people volunteer for many projects, and that way they all got things done. We need to keep the spirit of volunteering alive.

Greg explained that the friend he had lined up to be our entertainment came down with COVID-19 last week and was not comfortable coming to our group to sing for us, since we are in the 'older than Spring Chicken' category.

The officers were thanked for running again this year but Greg indicated that this would absolutely be his last term as President.

Then we moved on to presenting the awards. →



**Maggiano's Little Italy – The Domain, Austin, TX  
Served "Family Style" – the food was outstanding!**

# Secretary's Report

## Awards

Joe and Lizette Peter received the "Technical Achievement Award" for Restoration.

"The Preservation Award" for preserving a fine collector car went to Pim Visser for his 1952 MG.

"You're a Star" Award for behind-the-scenes excellence goes to Rich Bassemir for the upgrading, enhancing and reconstructing of our Club's website. It was recreated from scratch this year.



**Greg Herbert presents "You're a Star" award to Rich Bassemir for The Website**

D. J. Stamp was recognized for his outstanding work with managing Road Relics' involvement in Pate Swap Meet. Congratulations again, D.J. for a job well done.

"You're a Star" Award goes to Leif Allred for his exemplary Newsletter "FenderTalk." We do appreciate the time he spends gathering information, taking photos, and editing the articles we send to him each month. It's a really good-looking paper.



**Greg Herbert presents "You're a Star" award to Leif Allred for The Newsletter**

"The Screw-up Award" for the most unfortunate event that occurred during the year went to Bob and Karen Ross with John and Sue Anderson who went to the wrong house for the chili cookoff. (We love you anyway.) Runners up were Wendell Bell and Leif Allred.

The head table adorned by the Donnells, Bakers, Burts, George, Duane and J.C. received the dessert damage award.

Wally made a motion to adjourn the meeting and George seconded the motion. All present voted "Aye" and the meeting was adjourned at 3:20pm.



# *Past Activities*

## **Annual Meeting and Christmas Party**

*By Greg Herbert*

Club members gathered at Maggiano's Little Italy restaurant on Sunday, December 4, 2022, for the holiday party and the annual meeting. With the Domain location, that shifted our destination about 20 miles north of our regular monthly meetings. For the first time, our holiday party was set up during lunch to ensure our members would not be traveling long distances around central Texas after dark.

A majority of the attendees had not dined at Maggiano's previously so it turned out to be a new experience for most of our members. The restaurant provided a secluded private dining room that was elegantly arranged with plenty of space for everyone to mingle before the meal. The festive Christmas table decorations were provided by Nancy Herbert. For appetizers, we were served spinach and artichoke al forno, crispy zucchini, and Caesar salad. Those who did not fill up too much, then dined on ravioli with alfredo sauce, lasagna, and chicken piccata. The desserts that followed were a very rich chocolate

layered cake and a decadent creamy cheesecake. Everything was served in large quantities and no one left the table hungry.

As some say in that part of the state, we all needed to "get acquainted," so we took time for each individual or couple to share a little something about themselves. The group included individuals still fairly new to the club and others who have been members since the inception of the club in 1987. Greg Herbert called the Annual Meeting to order and presented awards to members for contributions to the club activities and special recognition. After the festivities and awards, the elected officers for 2023 were officially installed.

Maggiano's staff filled take-home containers with everything that remained so most of our club members took home delicious food for consumption at a later time. We missed those who were unable to attend. Nancy and I hope everyone enjoyed the food and the company.



**Irma Sanchez, Rich Bassemir, John and Connie Robertson, Sherry and Gary Potter**

# *Past Activities*



**Moton Crockett, [Dani Tristan], Wendell Bell, Nancy and Greg Herbert**



**[Clockwise from Left] Duane Pufpaff, Paul Burt [sorry, Paul], Ronnie Burt, Barbara and Gary Baker, Jan and Vic Donnell, George Brunner, JC Carter**



**Wally and Sue Graner, [Leif Allred], Karl and Jeanne Frank, Gay and John Tiemann**

# Member's Projects

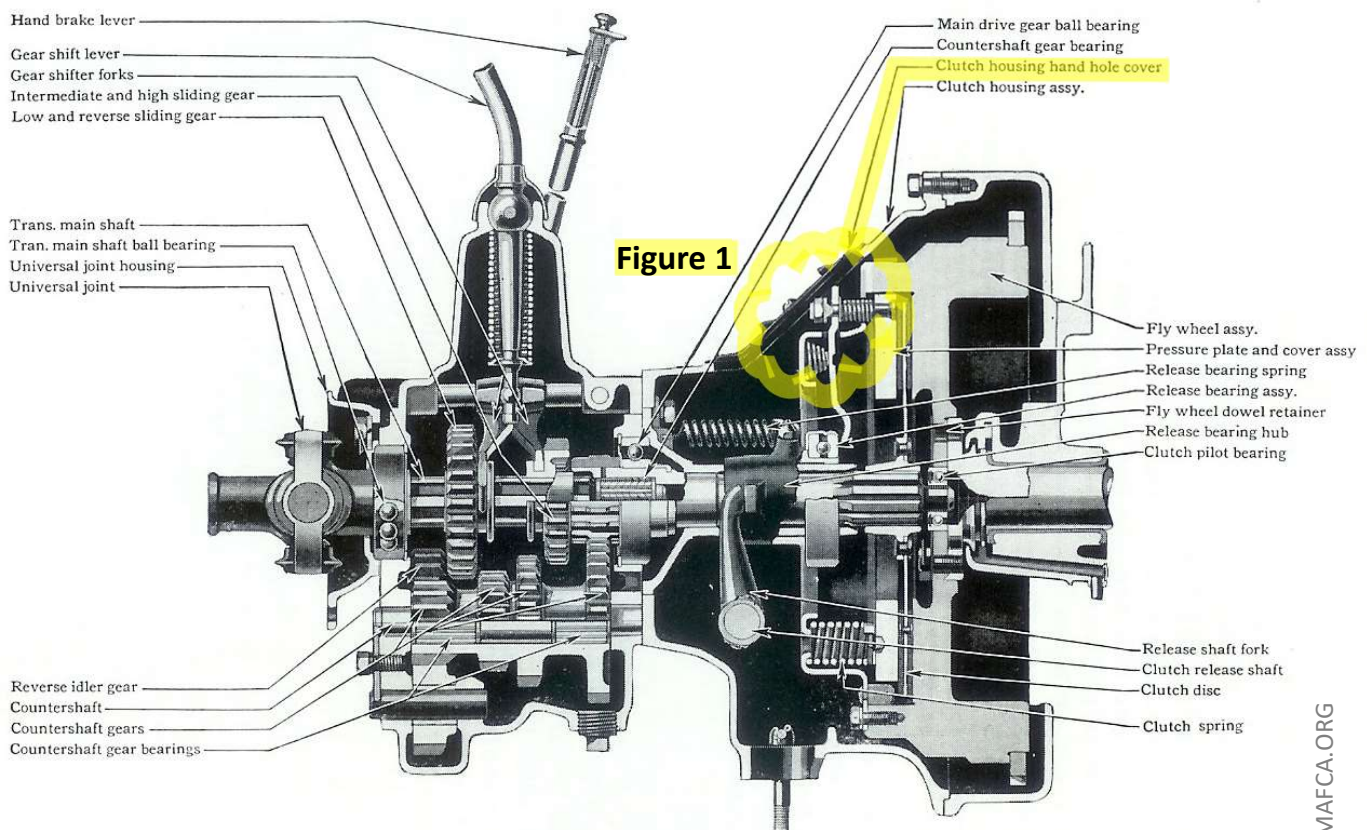
## Speedster Clutch

by Wayne Heikkila

As you all know, I drove the speedster on the Wings & Wheels mini-tour. Overall, it went well but one issue I had with the speedster was its clutch. After driving for hours, the clutch would grab right off the floor which seemed like it just needed an adjustment. To start, I didn't know how to adjust the clutch on the Model A so I started watching videos and quickly realized that it was not going to be easy as all the videos show adjusting the clutch either out of the car or with the transmission removed. The one thing that was standard was they all indicated I needed 5/8" between the top of the pressure plate and the clutch fingers. How to do this without pulling the transmission?



**Figure 1: Floor Removed and Clutch housing hand hole cover opened**



**Model A Ford Transmission and Clutch Assembly**

# Member's Projects

→ After I removed the floor and opened the inspection cover, I had to develop a way to measure the 5/8" distance. I began with disconnecting the pedal then used a straight piece of metal to put a mark on the release bearing and then measured the distance from the line I made to the clutch fingers. I subtracted the width of the metal along with the difference to the edge of the bearing and took another piece of metal and twisted it into an "L" shape. Then I then cut it down to the 5/8" measurement (Figure 2).

Now with my tool in hand, I adjusted all six clutch fingers (Figure 3). It worked great!

The next thing was to adjust the pedal. This is done by twisting the rod down to remove the extra play. I adjusted the pedal to around an inch of play as required.

Before putting the cover and floor back, I took the car for a small test drive. The clutch felt better than ever. I finished by installing the cover and the floor along with one more test drive. I'm now looking forward to the next tour. Hope to see you all there.




Figure 2: Homemade Clutch Finger Measurement Tool



Figure 3: Adjust six clutch fingers to 5/8"

# Around Town

## Gavin's Gift of Grace Fundraiser

by Leif Allred



### Gearing for Gavin 1<sup>st</sup> Annual Car Show – December 3, 2022 – Liberty Hill, TX

It was cold. The temperatures were only in the mid-50s but a steady wind blew through and the sun, although we could tell it was in the sky, could never quite poke through the overcast clouds. But huddled behind the big truck created as a windbreak, Gerry and I and a new friend Mike stuck it out like champions. There were about 60 vehicles in attendance and many that we don't usually see at other events. Another good thing about having these small and intimate local car shows is that enthusiasts bring out cars they wouldn't normally drive to one of the larger gatherings.

This was the first annual fundraising event for the non-profit Gearing for Gavin ([www.gearingforgavin.org](http://www.gearingforgavin.org)) although many of us debated whether one can use the term "1<sup>st</sup> Annual" on the very first one. Many internet resources claim that this is grammatically correct but that the usage is questionable and that one cannot consider an event to be annual until it has been held for two consecutive years. Further, the always reliable internet suggests that local papers and radio would better promote it by calling it the "Inaugural" event that alludes to the *intention* of having it annually. →

# Around Town

→ Now that the naming argument is out of the way, this *inaugural* event was carried out with good community participation and pulled traffic off Highway 290 and the QT gas station. Many a vehicle was left at the fuel pump while its occupants crossed the grass to take a look at the vehicles.

Behind the QT in Liberty Hill is Cart Castle; a dealership for golf carts – none of which actually had attachments to hold golf clubs. Picture more the Sun City resident cruising to Wriggley's Pub with the radio blasting in a \$20,000 6-passenger, leather seat Club Car sporting custom wheels and knobby tires. They have a massive parts warehouse with a showroom floor half covered in Astro-turf.

There was BBQ and bakery goods available for purchase, a Matchbox cars tent and the local baseball team selling coupon books to raise money.

They cut everyone loose just after lunch by giving out the awards early. Gerry and I collected our food trophies at the General Store in Andice wrapping up the December Saturday with time to do weekend chores.




December 3, 2022 – Liberty Hill, TX


# On the Internet

## Charles Phoenix: "Joyride"

Reported by John Robertson

The 1956 Mercury X-M Turnpike Cruiser concept car was built by Gia in Italy in 1955 for Mercury who sent a 3/8 scale plaster model along with the chassis and running gear from a 1954 F-250 truck. It was restored by Tom Maruska who purchased the severely rusted survivor in 2017 out of Ojai, California. He used thirteen 4x8 pieces of 18-gauge sheet metal to replace deteriorated panels and fabricated the hood and trunk mainly from photos. It is estimated that he has over 6,000 hours spanning 3.5 years invested in the restoration and intends to auction it to a Phoenix-area museum. The moniker X-M on this concept car is for "eXperimental-Mercury." Ref: <https://youtu.be/iVHcaK3ZFBo> 

[Getting over the obsequious narration, the car and its restoration are quite amazing –Ed]



The "Van-O-Rama" Mobile Showroom



Rust Bucket



1956 Mercury X-M Turnpike Cruiser – Restored by Tom Maruska

# Membership

## Dues

It is time to renew your membership. The National AACA dues are \$45 and our local Central Texas Region AACA dues are \$20. For any questions, please feel free to contact membership chair, Wayne Heikkila at (512) 740-4212 or [wayneheikkila@gmail.com](mailto:wayneheikkila@gmail.com).



Pay by Mail:

1) \$45 payable to AACA

2) \$20 payable to CTR-AACA

Wayne Heikkila

3543 Pauling Loop

Round Rock, TX 78665



The online registration for paying local dues online is currently undergoing renovation.

## Club Gear

Vests	\$18
Club Shirts	\$15
Rain Ponchos	\$15
Ball Caps	\$15
Texas Flag Badge	\$2
CTR Window Sticker	\$1
2017/2019 FDCS T-Shirts	\$Offer



**Greg Herbert:** [gdherbert@aol.com](mailto:gdherbert@aol.com)

## Mini-Tours

Some would say that we're a food club that drives old cars – going from one restaurant to another along less traveled routes. Sign up to lead a mini-tour! [jlrarkin1961@sbcglobal.net](mailto:jlrarkin1961@sbcglobal.net)



LEIF ALLRED

## Leaders

### President

Greg Herbert

### Vice President

John Anderson

### Treasurer

Duane Pufpaff

### Secretary

Sue Graner

### Directors

George Brunner

Vic Donnell

Wally Graner

Joe Peter

DJ Stamp (Pate Rep)

Leif Allred (Past Pres)

### Membership Chair

Wayne Heikkila

### Sunshine Chair

Ronnie Burt

### Programs Chair

DJ Stamp

### Mini-Tour Chair

Jim Rankin

### Club Gear

Greg Herbert

### Webmaster

Rich Bassemir

# National News

## National News, Notifications, and Nudges

*As Reported from AACA emails, Antique Automobile Magazine, Website, and Mailings*



### **Everyone Has a Friend (Or a Friend of a Friend)**

By Phillip Cole

Vice President - Publications

There was an outreach model in the latter days of the 20th century, which was used by many volunteer organizations to promote growth. It was (and still is) called the FRAN Model. FRAN stands for friends, relatives, acquaintances and neighbors. The basic premise of FRAN is virtually everyone can look around and find someone who might be interested in their volunteer organization and its purpose. Obviously, AACA membership brings us into contact with many people who are interested in old cars. Let's use the FRAN Model to think about how you and I can promote AACA.

**Friends.** Car shows, tours, cruise-ins, swap meets, monthly meetings, etc. are all ways we enjoy our hobby. Take a moment to think about your friends who might enjoy all these activities as well. Consider inviting them to any and all of them. I do realize what some of you are thinking right now, "All my friends are already members of our chapter or region!" Okay, but when I came home from my first AACA Board meeting, I had four free membership applications in my hand. I sat down with my wife and within three minutes we were calling four families that we had known for years. They happily joined AACA.

**Relatives.** Yes, a decade ago, I would have

said no one in my family is interested. In the last several years, however, two of my cousins have bought beautiful classic cars, both of my daughters currently drive AACA eligible cars, and my granddaughter is a student member of AACA. Who knew!?!?

**Acquaintances.** Think about people at work, people you see at social events or people who are friends of your close friends. Two of those four families that have joined AACA, which I mentioned above, were actually acquaintances at first. I got to know both families because they owned storage facilities, where I have stored our cars. As we became friends, I came to realize that both families owned AACA eligible cars. Next month one of those families is planning on showing their car at our regional event and the other plans to attend. It was only a matter of time and encouragement.

**Neighbors.** Earlier this year a lady from another region told me about a neighbor's little girl who ran up to look at her pre-war car. This lady took the time to talk with the girl about cars and let her sit in the driver's seat. A few minutes later both of the girl's parents came over to see what was going on. After a brief conversation the whole family was taking a ride around the neighborhood and wanted to know if they could go to her chapter's next cruise-in.

The purpose of the AACA is to promote the old car hobby. According to the FRAN Model you just need to look around!



# Calendar

**January 10, 2023 7:00pm (earlier for food)**

MONTHLY MEETING (in person)

Catfish Parlour – South

4705 E Ben White Blvd, Austin, TX 78744

**January 26-28, 2023**

WINTER NATIONALS

Miami, FL 305-992-5902

**February 9-11, 2023**

AACA NATIONAL CONVENTION

Williamsburg, VA 717-534-1910

**February 25, 2023**

12<sup>th</sup> ANNUAL CAR & VINTAGE PLANE SHOW

Georgetown, TX Airport

**March 4, 2023 9am-1pm**

ROCKNRIDES CAR SHOW

200 Gupton Way, Cedar Park TX

**March 11, 2023 9am-1pm**

HENDRICKSON HAWKS CAR SHOW

19201 Colorado Sand Dr, Pflugerville, TX

**April 13-15, 2023**

SOUTHEASTERN SPRING NATIONALS

Charlotte, NC 704-847-4215

**April 21-22, 2023 9am-1pm**

LONESTAR ROD AND KUSTOM ROUND UP

7311 Decker Ln, Austin, TX

[www.lonestarroundup.com/](http://www.lonestarroundup.com/)

**April 27-29, 2023**

PATE SWAP MEET

Fort Worth, TX

[www.pateswapmeet.com](http://www.pateswapmeet.com)

**April 30 – May 3, 2023**

SOUTHEASTERN DIVISIONAL TOUR

Oak Ridge, TN 865-803-6412

**May 11-13, 2023**

CHICKASHA SWAP MEET

Chickasha, OK

[www.chickashaautoswapmeet.com](http://www.chickashaautoswapmeet.com)

**May 18-20, 2023**

EASTERN SPRING NATIONALS

Gettysburg, PA 717-582-3209

**May 18-21, 2023**

TEXAS TOUR

Schulenburg, TX

**June 25-28, 2023**

EASTERN DIVISIONAL TOUR

Denver, PA 717-534-2082

**July 16-22, 2023**

FOUNDERS TOUR

Ontario, Canada 905-305-7747

**July 26-29, 2023**

SPECIAL EASTER SUMMER NATIONALS

Norwich, NY 607-334-2907

**August 10-12, 2023**

GRAND NATIONALS

Bettendorf, IA 309-373-2169

**October 3-6, 2023**

EASTER FALL NATIONALS

Hershey, PA 717-566-7720

**October 22-27, 2023**

REVIVAL AAA GLIDDEN TOUR (PRE-1943)

Thomasville, GA – VMCCA Hosted

## LEGEND

☐ Monthly Meetings

☒ Special Events

☐ Road Relics Mini-Tours

☐ National Meets and Tours

☐ Local (unofficial) Events

[www.motortexas.com/events/](http://www.motortexas.com/events/)

[https://www.taillightking.com/swap\\_list.htm](https://www.taillightking.com/swap_list.htm)

# FOR SALE BY OWNER

Club Classified Ads

## 1969 Volkswagen Bug


Goes by the name of "Ruby."

Recent engine rebuild. Dual carbs/exhaust. Old tires. No rust – Utah car garage kept and never driven in rain or snow. Manuals and Restoration Log. Suffers from typical long term storage issues.

**\$15,000 as is**

Leif Allred 512-350-3825

FenderTalk@outlook.com



## Letter From the Editor



When I rerouted the fuel line on the '50 Packard away from the exhaust manifold to prevent vapor lock, I was lucky to be able to use the factory flares. The screen into the carburetor was found to be all "gunked up" as was the float bowl having about 1/8" of sediment on its floor. Starting would take 11-12 seconds to refill the gas line if the car had sat for a while. I changed the fuel filter coming out of the tank, cleaned out the carburetor, and installed a 10-micron filter and check valve right before the carburetor – which meant cutting 6 inches out of the gas line. Finding no factory lines, I decided to cut and flare my own. Even with practice, this flaring tool is awful! In order to prevent the line from slipping back, I had to C-Clamp it on either side and then, after my practice tries, the final "at length" flare broke the 3/8" mandrel! I am waiting on a warranty response from Powerbuilt since the auto parts store wouldn't take it back.

*Leif*