

# FenderTalk

Official Publication of the Central Texas Region-Antique Automobile Club of America

Vol. 37, No. 2

**"Road Relics"**

February 2023

## FEATURES

### In the Community

#### **5 Men of Belmont**

Member Presentation of "Hickory Sticks"

*By John Robertson and Rich Bassemir*



RICH BASSEMI

5

### Upcoming Activities

#### **7 69<sup>th</sup> Texas Tour 2023**

*By Gary East, Golden Crescent Region*

### Member's Projects

#### **8 More On the Speedster**

*By Wayne Heikkila*



WAYNE HEIKKILA

8

### On the Internet

#### **9 XM Turnpike Cruiser – Part II**

The Restoration

*Reported by DJ Stamp*



HEMINGS.COM

9

### Around Town

#### **10 Pistons on the Square – Georgetown, TX**

*By Leif Allred*



LEIF ALLRED

10

## DEPARTMENTS


- |                             |                          |
|-----------------------------|--------------------------|
| <b>2</b> Steering Column    | <b>13</b> National News  |
| <b>3</b> Secretary's Report | <b>15</b> Calendar       |
| <b>12</b> Membership        | <b>16</b> Classified Ads |

# *The Steering Column*

For Valentine's Day, consider making it a date and going to Catfish Parlour for dinner and conversation with friends. Then maybe an antique car related activity after dinner. It doesn't happen very often, but our next club meeting is on Valentine's Day. Who knows, maybe we can come up with something different for the meeting to make it a great place to spend the evening.

Hope everyone can make it to the meeting at Catfish Parlour on Tuesday, February 14th. Here's to good health and good friends!

Greg Herbert, President CTR-AACA



The Antique Automobile Club of America is a non-profit organization dedicated to the preservation, restoration and maintenance of automobiles and automotive history.

[www.aaca.org](http://www.aaca.org)



Road Relics is the Central Texas Region of The Antique Automobile Club of America. [www.CentralTexas.aaca.com](http://www.CentralTexas.aaca.com)

## *FenderTalk*

FenderTalk is the official monthly publication of The Road Relics and is distributed to all members in good standing. Editor: Leif Allred

[FenderTalk@outlook.com](mailto:FenderTalk@outlook.com)



@centraltexasrr

©2023 Central Texas Region AACA  
Opinions expressed by authors who contribute to FenderTalk are their own and do not necessarily reflect the official policy of AACA. The AACA and Road Relics logos and content may not be used without the club's written permission.

# Secretary's Report

## Minutes of Road Relics Meeting

January 10, 2023

Submitted by Ronnie Burt

**Meeting** The meeting was gavelled to order by Vice President John A. at 7:00.

**Secretary's Report** The minutes from the December meeting were approved as written. Sue G was not in attendance and minutes were taken by Ronnie B.

After the secretary's report, we were treated to a humorous slide show. Greg H., who was not able to attend the meeting, had submitted the slide show inserting the names of various club members along with old time vehicle referenced photographs. A lot of laughs ensued.

**Treasurer's Report** Duane reported there was no activity this month and no income. However, overall the club treasury is in good shape. A motion to approve the report was made by Leif, seconded by Bob and accepted by the membership.

**Wellness Report** Ronnie B. reported the reason our president, Greg, was absent, was due to his having his knee replaced. He is doing well and we hope to see him by next meeting. Bob reported that Karen fell on Christmas day and broke her toe. We trust she will be up and around for the February meeting.

### Upcoming Events

- ❑ 12th Annual Cars & Vintage Planes Show, Georgetown, February 25
- ❑ Rock 'n Rides – Cedar Park, March 4 from 9am-1pm
- ❑ Pate Swap Meet, Texas Motor Speedway, April 27-29
- ❑ Texas Tour, May 18-21, Schulenberg, TX

**Pate Swap Meet** John A reported that the new Pate website is almost finished. DJ shall be attending the Pate meeting.

### Member's Projects

George reported he has been working on a leak in his Corvette that is resolved. →



**Gone in 60 Seconds (1974):** [https://youtu.be/Le\\_SnbnNaog](https://youtu.be/Le_SnbnNaog)



# Secretary's Report

→ Joe P. said the Packard now has three windows and carpet. The work continues.

Jeremy C. reported that this hardtop windows on his Mercedes leak. Gary offered suggestions.

**Program** After a short break for cobbler, the meeting resumed with Leif presenting a contest for us. He divided us by table: to his right was called This Side; on his left was called That Side. There were 183 possible points for guessing the correct vehicles shown in slides from the original 1974 movie *Gone in 60 Seconds*.

While telling the plotline and giving away the ending, points were given to the side who knew the correct year ( $\pm 1$ ), make, and model of vehicles in the movie. It was impressive how many members know their old vehicles and guessed correctly. However, after all the tallying was done by Leif, he awarded This Side 50 points and That Side 50 points. No one ever said Leif was not diplomatic. It was a well done and different presentation and enjoyed by both sides.

The meeting was adjourned at 8:12pm.



1972 Chevrolet Corvette Stingray C3

1972 Chevrolet Corvette Stingray C3 in *Gone in 60 Seconds*, Movie, 1974 [IMDb](#)

Class: Cars, Convertible — Model origin:



1971 Ford F-350 ★★



1973 Ford F-350 ★★★



1963 Ford F-Series ★



1973 Ford F-Series ★



1963 Ford Fairlane Custom Ranch Wagon ★



1964 Ford Fairlane Custom Ranch Wagon ★



1962 Ford Falcon ★



1965 Ford Falcon ★



1973 Mazda RX-3 ★



1973 Mazda RX-3 Wagon ★



Mercedes-Benz 300 SL [W198] ★



1973 Mercedes-Benz 450 SE [W116] ★



1967 Mercury Cougar ★



1970 Mercury Cougar ★



1969 Mercury Marquis ★



1971 Mercury Marquis Colony Park ★



1964 Mercury Park Lane ★



1964 MG 1100 Sports Sedan MkI ★★



1963 Oldsmobile 98 ★



1965 Oldsmobile 98 ★



1971 Oldsmobile Cutlass S ★



1974 Oldsmobile Cutlass S ★



1973 Oldsmobile Cutlass Supreme ★



1965 Oldsmobile Delta 88 ★



Internet Cars Movie Database

[https://www.imcdb.org/movie\\_71571-Gone-in-60-Seconds.html](https://www.imcdb.org/movie_71571-Gone-in-60-Seconds.html)

# *In the Community*

## **Presentation of “Hickory Sticks” To Belmont Village Senior Living’s Men of Belmont “MOB” Luncheon**

*By John Robertson and Rich Bassemir*

The Belmont Village Senior Living Facility has been a good friend of The Road Relics club, having hosted several mini-tours over the past few years to display members’ antique and vintage vehicles. The residents take delight in seeing all the vehicles and sharing their own car stories. Bridget Bechtel, Belmont’s Residence Program Coordinator, contacted Leif Allred last Fall about a different venue: a presentation of one of our Club members’ vehicles to a new group called the Men of Belmont – “MOB” at a hosted luncheon. Leif enlisted John Robertson to give his presentation of “Hickory Sticks,” the story of his 1953 Ford F100 pickup truck.

On Tuesday, January 24th, 2023 John gave a delightful presentation to the MOB.

He had previously given this presentation to the club in March 2019, but for those that don't remember, it is about his 1953 F100 Ford pickup truck owned by his grandfather and how he came into possession of it in 1976 (for one dollar, which he had to borrow from his wife) and the journey it took to get restored.

The truck was a trusted member of his family. Most of his sisters and cousins (all girls) learned to drive this truck. When his grandfather was not using the truck for his beloved work at Hickory Sticks, it was used by family members and friends for hauling and moving things, as an emergency vehicle for family members, high school pep rallies and graduation events. It was truly a family member! →



RICH BASSEMIER

**The MOB – “Men of Belmont” with John Robertson presenting “Hickory Sticks”**




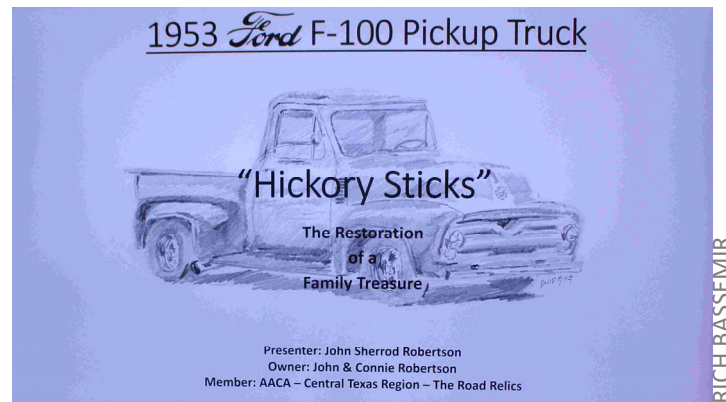
# *In the Community*

While in John's possession, life got busy and it spent most of its time in the garage (34+ years), waiting for the right time to undertake a restoration. But John's wife Connie did not forget it was there taking up valuable parking space and would occasionally drop hints reminding him to do something with that truck! One of her reminders to get him to restore the truck was giving to him for their 25th Wedding Anniversary (1995) a matching pair of authentic 1953 Texas Farm Truck license plates. A great gift and reminder but it still took a while for the restoration to begin.

Once the restoration started in 2016, the truck got a complete off-the-frame restoration for a fee that only John knows. John shared pictures in his presentation of the 2-year restoration process. The end result is a fabulous truck. John even had a dedication in 2018 at a family gathering to reunite the family with this old family member.

The MOB peppered John with questions and showed delight in the presentation – a sign that it was well received. Following the presentation, John took a group of residents to the front of the facility to see the truck first hand where more questions were asked, answered and discussed.

This was the first time Bridget brought in a speaker for the MOB or other groups. She told us that she would like to do more stories like this one. So, Club members, if you have a prepared presentation or just would like to do a "Show & Tell" with your antique car or collectible, let the Club know because we very well may be getting another request for more stories. 



RICH BASSEMIR



RICH BASSEMIR



RICH BASSEMIR

# Upcoming Activities

## 69<sup>th</sup> Texas Tour 2023

*by Gary East, Golden Crescent Region*

### Wheelin' Thru Texas



#### 69<sup>th</sup> Texas Tour 2023

Exploring the Schulenburg Area  
with AACA Golden Crescent Region

**May 18-May 21, 2023**

On behalf of the Antique Automobile Club of America – Golden Crescent Region, I would like to invite you to attend this year's Texas Tour in Schulenberg, Texas. Our plan is to have a weekend of fun driving adventures as we share our mutual hobby and we want to encourage all to join in. We have built in time for visiting, relaxing, games, and shopping – hopefully something for everyone.

Starting Thursday May 18, registration will open around one o'clock in the host hotel and early bird tours will be provided to some of the local attractions. The Welcome Party will be provided in the park.

On Friday May 19, we will start the day off with car judging and a ladies' event and then off to our planned tour to see a local car collection and have lunch. We will visit one or more painted churches that date back to late 1800's early 1900's. The evening banquet will be at Sengelmänn's for some German food along with a Hobo band. It should be quite an interesting evening.

For Saturday May 20, we will tour more of the back roads to Round Top, a unique small

town with many attractions such as Festival Hill and antique and art galleries for everyone to explore. Lunch will be on your own. The closing banquet with awards will be held at Sengelmänn's.

Coming Sunday May 21, we say our goodbyes until the next Texas Tour. We hope that you will join us on this "Wheelin' Thru Texas" Tour.

#### **Tour Chairman**

Gary East  
361-935-1660 or 361-575-8833 x1003  
[infoforthetexastour@yahoo.com](mailto:infoforthetexastour@yahoo.com)

#### **Registration or Questions**

LaShanda Epting  
432-559-8748 or [shanepting@yahoo.com](mailto:shanepting@yahoo.com)

#### **Hotel Information**

Holiday Inn Express and Suites  
200 Heinrich Street, Schulenburg, TX  
979-743-2301 ask for 69th Texas Tour rate  
\$129 for 1 King or \$139 for 2 Queens  
Suites available – ask for rates, Last date to reserve is April 24. Breakfast included with all rooms (continental with hot foods).

<https://www.booking.com/hotel/us/suites-shulenburg.html>

#### **Overflow Hotel**

Schulenburg Inn  
101 Huser Blvd Schulenburg, TX  
979-743-2030 Ask for 69th Texas Tour \$85.99

#### **Schulenburg RV Park**

I-10 and Hwy 77 South, Exit 674  
979-743-4988  
<http://www.schulenburgrvpark.com/>



# Member's Projects


## More On the Speedster

by Wayne Heikkila

As you all know from the last article, I drove the speedster on the Wings & Wheels mini-tour. Overall, it went well but I'm now tackling a few of the items discovered on that trip . . . and the list is growing.

The first thing I wanted to do was install a thermostat. Even though I drove all the way to Buda, the engine remained cold. The next issue is that the radius ball for the front end is loose. Parts have been ordered for both.

Meanwhile, I also needed to fix a few wiring problems and to install an on/off switch for the fuel pump. Currently, the fuel pump is controlled with the key. Like most things, one step forward and two steps back. Every time I turned on the fuel pump, fuel dripped out of the carburetor.



**Fuel Pressure Regulator – for a Model A with a fuel pump (normally gravity fed)**

About a year ago, I installed a new electric fuel pump and regulator. Checking the pressure, I found I had a pressure of 4.5 PSI – way too much! So, I ordered a new Holley 12-804 1-to-4 PSI regulator.

While I was installing the new regulator on the firewall, I noticed a black streak coming from the number 4 exhaust port. Thus, I proceed to remove the carburetor along with the intake and exhaust manifold. After removing the manifold, I laid a straight edge on it to reveal that it had four high spots on the inner and outer exhaust ports.



**Exhaust Manifold – Before**

The easy thing to do would have been to just take the manifold to the machine shop. But I didn't. Instead I took the longest file I had and used tie straps to attach it to a 2x4. Starting with the highest point of 50 thousandths clearance, I ran the manifold on the file until I got under 20 thousandths. Then I moved to a less aggressive file and →



# Member's Projects


→ continued working on the manifold until my clearances were between 0 to 5 thousandths.



**Exhaust Manifold – After**

Currently I'm still waiting on parts. I ordered my parts from Mike's Affordable who

are in the process of moving to a new location. Hopefully my parts will ship soon. Luckily, I still have the bug to drive.



**Model A Ford – Engine Block**

## On the Internet

### XM Turnpike Cruiser

*Reported by DJ Stamp*

After reading about the XM Turnpike Cruiser in the January 2023 FenderTalk Newsletter, I immediately went to the internet for more info and found this Hemmings article:

<https://www.hemmings.com/stories/2022/08/01/tom-maruska-finishes-restoration-of-the-one-off-1956-mercury-xm-turnpike-cruiser-show-car-and-discovers-some-secrets-about-its-construction-along-the-way>.

The article "The one-off 1956 Mercury XM-Turnpike Cruiser's restoration revealed plenty of secrets about the show car – Tom Maruska's four-year odyssey comes to a close" was written by Daniel Strohl in August of 2022. In addition to providing a chronicle of the restoration, there are links to other reports and photo sessions.



# Around Town

## Pistons on the Square – Georgetown, TX

*Report and Photos by Leif Allred*

I walked outside to assess the weather conditions and, although cold, I couldn't tell weather it was just humid or misting. Five minutes later, it was pouring rain. Even had I tried to take the Packard to Pistons on the Square, I wouldn't have known its battery needed a charge. So I'm driving into Georgetown in heavy rain and 47 degree temperatures thinking I'll be the only one there for the monthly (3<sup>rd</sup> Saturday) get together. It was quite a surprise to see the square buzzing with great vehicles with their owners wiping the water away.

There's always something new to see that someone has dragged out of their hording collection. This 1921 Ford Model T Doctor's Coupe drove in from Cedar Park. Its owner is a Veteran having flown Grumman OV-1 Mohawk observation/attack planes and was shot down over North Vietnam. His tours were 1967-1969 during Tet Offensive. This guy was truly captivating.




**1921 Ford Model T – Doctor's Coupe**

This right-hand drive Midship DOHC Turbo Exciting Micro Coupe (that is what it calls itself) is an Autozam AZ-1.




**Autozam AZ-1 (made by Mazda)**

My friend's daughter and her boyfriend were in the neighborhood and walked through the square to see the cars. Her report back to her mother was "we hung out in Georgetown where old people stand around and talk about their cars." It turns out that Studebakers are waterproof! 





# *Around Town*



Pistons on the Square – Georgetown, TX – January 21, 2023



# Membership

## Dues

It is time to renew your membership. The National AACA dues are \$45 and our local Central Texas Region AACA dues are \$20. For any questions, please feel free to contact membership chair, Wayne Heikkila at (512) 740-4212 or [wayneheikkila@gmail.com](mailto:wayneheikkila@gmail.com).



Pay by Mail:

1) \$45 payable to AACA

2) \$20 payable to CTR-AACA

Wayne Heikkila

3543 Pauling Loop

Round Rock, TX 78665



The online registration for paying local dues online is currently undergoing renovation.

## Club Gear

Vests	\$18
Club Shirts	\$15
Rain Ponchos	\$15
Ball Caps	\$15
Texas Flag Badge	\$2
CTR Window Sticker	\$1
2017/2019 FDCS T-Shirts	\$Offer



**Greg Herbert:** [gdherbert@aol.com](mailto:gdherbert@aol.com)

## Mini-Tours

Some would say that we're a food club that drives old cars – going from one restaurant to another along less traveled routes. Sign up to lead a mini-tour! [jlrarkin1961@sbcglobal.net](mailto:jlrarkin1961@sbcglobal.net)



LEIF ALLRED

## Leaders

### President

Greg Herbert

### Vice President

John Anderson

### Treasurer

Duane Pufpaff

### Secretary

Sue Graner

### Directors

George Brunner

Vic Donnell

Wally Graner

Joe Peter

DJ Stamp (Pate Rep)

Leif Allred (Past Pres)

### Membership Chair

Wayne Heikkila

### Sunshine Chair

Ronnie Burt

### Programs Chair

DJ Stamp

### Mini-Tour Chair

Jim Rankin

### Club Gear

Greg Herbert

### Webmaster

Rich Bassemir

# National News

## National News, Notifications, and Nudges

*As Reported from AACA emails, Antique Automobile Magazine, Website, and Mailings*



### 10 Tips for Buying a Car at Auction

By Jeff Broadus

Vice President – Marketing

Sold! Sold! Sold!  
It's easy to get carried away when bidding at an auction

and wind up spending thousands more than you budgeted or possibly exceeding the car's value. An auction is a fast paced, busy, and an exciting room, and the most basic principle here is to "know your limits" and not get carried away in the moment. Sometimes this is easier said than done. It also helps to be flexible and pick out several cars that interest you. Don't pin all your hopes on one vehicle and, most importantly, be ready to walk away if the bidding becomes too frantic. Take time to inspect your chosen vehicle as the auctions open well before bidding commences to allow for this, so make the most of it.

Remember, do your homework, or invest in hiring an appraiser if you're not sure how to properly inspect the vehicle you wish to purchase. This may be the best money you ever spent. Don't be concerned about the one that got away; it's better than being upside down in a purchase, or worse, winding up with a clunker. Are you ready? Here's 10 Tips to remember when bidding for a collector car:

1. Take time to inspect your chosen car. Remember that all bids are Final. If you are the highest bid when the gavel drops, then there's no chance to change your mind later . . . "You Own It."

2. Take your time and watch the action closely on all the cars up for auction. Look for suspicious actions such as bidders who seem to be active on every lot; they may just be trying to pump up the prices. Go to a few auctions before participating in one yourself. Get to know the players.

3. If you're not sure about the provenance of the car, I suggest you hire an appraiser as this could save you from making a very costly mistake.

4. Most importantly, stick to a budget. In the excitement of bidding, it's easy to get carried away. While you might pick up a bargain, you also could end up paying well over the market value of the vehicle.

5. Listen to what the auctioneer has to say when they introduce the car. It could be that you'll hear something that will make you change your mind or make the car even more attractive. Caution: "As Is" means "As Is"

6. Attendance is not mandatory to bid. Most classic car auction houses accept telephone bidding, online bids or by leaving a commission bid beforehand.

7. To bid you need to register prior to the event. Most auction houses require a "Bank Letter of Guarantee" proving your ability to pay for your purchase.

8. Keep in mind, auctioneers are tasked with selling up to 30 vehicles an hour, so if you've chosen a Lot, come to the stage area an →

# National News

→ hour before your car is schedule to cross the block, follow the action and be ready or you might miss out!

9. Many auction houses charge a buyers' premium which is added on to the hammer price. Be sure to verify what percentage is charged so that you can add it to the total cost of the car. Ask if there are any other charges that might be added to the final settlement in order to complete the sale.

10. Successful bidders need to arrange Insurance. Your new purchase is covered up to \$50K and for 15 days allowing you time to add the car to your policy during normal business hours.

Know the Bidder rules and regulations. These differ from one auction house to another. Most auction houses post these rules online or present them to the bidder during the registration process. The following General Bidder Terms are defined as standard terms

throughout the industry:

"Lot" means any item identified and made available for sale at an auction event

"Bidder" means a person or entity bidding upon any Lot at any auction event

"Consignor" means a person or entity consigning a Lot for auction presentation and sale

The terms "Bidder" and "Consignor" are understood as including his/her/its respective heirs, successors and assigns

"Reserve" means the car has a minimum dollar bid the consigner set on the lot prior to the car being auctioned

"No Reserve" means the car sells to the highest bidder regardless of price bid

Good Luck



## Letter From the Editor



**47 degrees and raining apparently doesn't stop a homemade body Model T Ford from an outing**

Something that went unmentioned in Rich and John's article on "Men of Belmont" is that John drove the 1953 Ford on what was a cold and rainy day. Rich's trip from way up north is also noteworthy. People will do all kinds of crazy things for free Chick-Fil-A. Belmont Village has already reserved the Road Relics for their sidewalk party to be held on the morning of November 4, 2023 so put that on your calendars. For any needs regarding Belmont Village, contact Executive Director, Candice Stoner at [CStoner@belmontvillage.com](mailto:CStoner@belmontvillage.com) or Outside Community Relations, Jamie Smithson at [JSmithson@belmontvillage.com](mailto:JSmithson@belmontvillage.com).

*Leif*



# Calendar

**February 14, 2023 7:00pm (earlier for food)**

MONTHLY MEETING (in person)

Catfish Parlour – South

4705 E Ben White Blvd, Austin, TX 78744

**February 9-11, 2023**

AACA NATIONAL CONVENTION

Williamsburg, VA 717-534-1910

**February 25, 2023**

12<sup>th</sup> ANNUAL CAR & VINTAGE PLANE SHOW

Georgetown, TX Airport

**March 4, 2023 9am-1pm**

ROCKNRIDES CAR SHOW

200 Gupton Way, Cedar Park TX

**March 11, 2023 9am-1pm**

HENDRICKSON HAWKS CAR SHOW

19201 Colorado Sand Dr, Pflugerville, TX

**March 11, 2023 9am-1pm**

RIVERROD 4<sup>th</sup> ANNUAL TRUCK & CAR SHOW

701 Common St, New Braunfels, TX

<https://riverrodtx.bigcartel.com/>

**April 13-15, 2023**

SOUTHEASTERN SPRING NATIONALS

Charlotte, NC 704-847-4215

**April 21-22, 2023 9am-1pm**

LONESTAR ROD AND KUSTOM ROUND UP

7311 Decker Ln, Austin, TX

[www.lonestarroundup.com/](http://www.lonestarroundup.com/)

**April 27-29, 2023**

PATE SWAP MEET

Fort Worth, TX

[www.pateswapmeet.com](http://www.pateswapmeet.com)

**April 30 – May 3, 2023**

SOUTHEASTERN DIVISIONAL TOUR

Oak Ridge, TN 865-803-6412

**May 11-13, 2023**

CHICKASHA SWAP MEET

Chickasha, OK

[www.chickashaautoswapmeet.com](http://www.chickashaautoswapmeet.com)

**May 18-20, 2023**

EASTERN SPRING NATIONALS

Gettysburg, PA 717-582-3209

**May 18-21, 2023**

TEXAS TOUR – WHEELIN' THROUGH TEXAS

Schulenburg, TX

Tour Chairman: Gary East

361-935-1660 or 361-575-8833

Email: [infoforthetexas tour@yahoo.com](mailto:infoforthetexas tour@yahoo.com)

**June 25-28, 2023**

EASTERN DIVISIONAL TOUR

Denver, PA 717-534-2082

**July 16-22, 2023**

FOUNDERS TOUR

Ontario, Canada 905-305-7747

**July 26-29, 2023**

SPECIAL EASTER SUMMER NATIONALS

Norwich, NY 607-334-2907

**August 10-12, 2023**

GRAND NATIONALS

Bettendorf, IA 309-373-2169

**October 3-6, 2023**

EASTER FALL NATIONALS

Hershey, PA 717-566-7720

**October 22-27, 2023**

REVIVAL AAA GLIDDEN TOUR (PRE-1943)

Thomasville, GA – VMCCA Hosted

## LEGEND

☐ Monthly Meetings

☐ Special Events

☐ Road Relics Mini-Tours

☐ National Meets and Tours

☐ Local (unofficial) Events

[www.motortexas.com/events/](http://www.motortexas.com/events/)

[https://www.taillightking.com/swap\\_list.htm](https://www.taillightking.com/swap_list.htm)

**FOR SALE  
BY OWNER**

*Club Classified Ads*

**1969 Volkswagen Bug**


Goes by the name of "Ruby."

Recent engine rebuild. Dual carbs/exhaust. Old tires. No rust – Utah car garage kept and never driven in rain or snow. Manuals and Restoration Log. Suffers from typical long term storage issues.

**\$15,000 as is**

Leif Allred 512-350-3825

FenderTalk@outlook.com



**1973 Ford F-100 Custom**

Original condition. Better known as the "big daddy" design, it has 352 V8. Currently parked with a bad distributor – was running in November 2022.

**\$6,000**

Adrian Oropeza

[Emiadrian91@gmail.com](mailto:Emiadrian91@gmail.com)

512-906-6262

